



**2014 PAY RATE SURVEY
TOTAL RESULTS: MEDIA ARTS**

Stockton Rush Bartol Foundation
1501 Cherry Street
Philadelphia, PA 19102
www.bartol.org
info@bartol.org
267-519-5310



[Stockton Rush Bartol Foundation](#) is dedicated to arts education programs and accessible, community-based arts and culture in the City of Philadelphia. We invest in the [professional development of teaching artists](#) as the most direct way to enhance the quality and reach of this work. Our programs also reflect our commitment to help artists build sustainable creative lives that include teaching in community settings.

In the month of September 2014, the Stockton Rush Bartol Foundation distributed an online survey for teaching artists to share information about pay rates in order to benchmark themselves against others to determine fair pay.

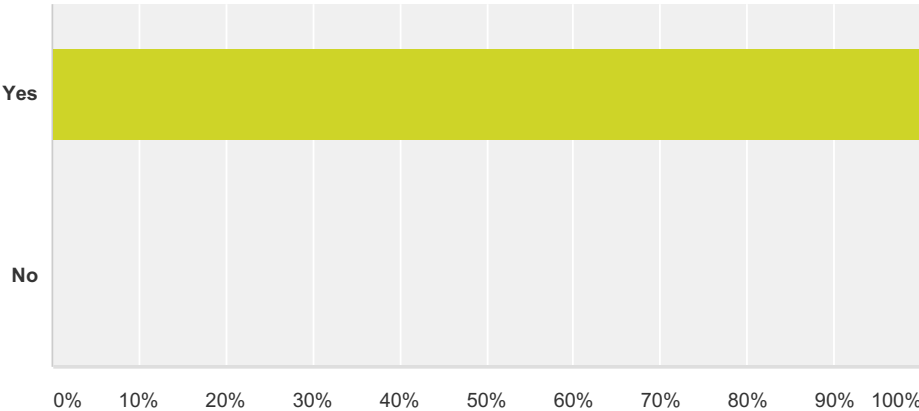
The survey was distributed to an email list of over 1200 artists in the Philadelphia area. These artists were encouraged to share the link to the survey with others via social media and other networks. In addition, organizations like Dance/UP, the Greater Philadelphia Cultural Alliance, the Leeway Foundation, Small But Mighty Arts, and the City of Philadelphia's Office of Arts, Culture and the Creative Economy distributed the survey through their networks.

This report shows the raw data for everyone who responded "Media Arts" when asked what artistic disciplines they had taught in the last year. *This is only a small portion of the full teaching artist community so use this only as a guideline. It should not be taken as a definitive, scientific sample.*

Questions or comments? Contact the Bartol Foundation at [here](#).

Q1 In the last two years, did you work as a teaching artist?

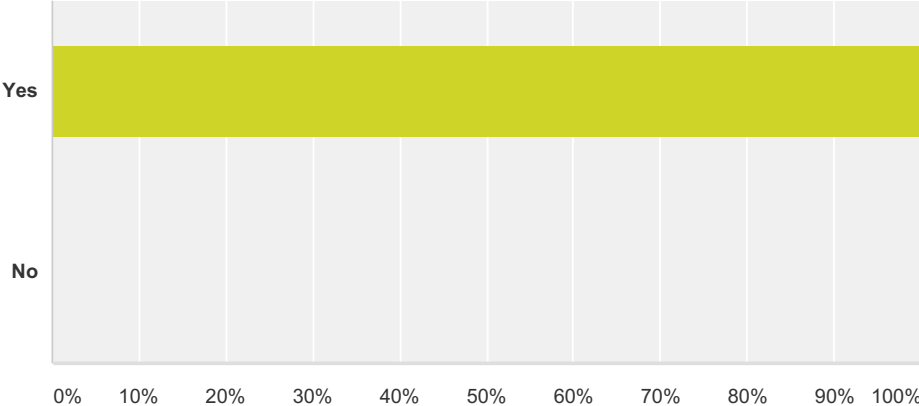
Answered: 26 Skipped: 0



| Answer Choices | Responses |
|----------------|------------|
| Yes | 100.00% 26 |
| No | 0.00% 0 |
| Total | 26 |

Q2 In the last two years, did you work as a teaching artist as an independent contractor?

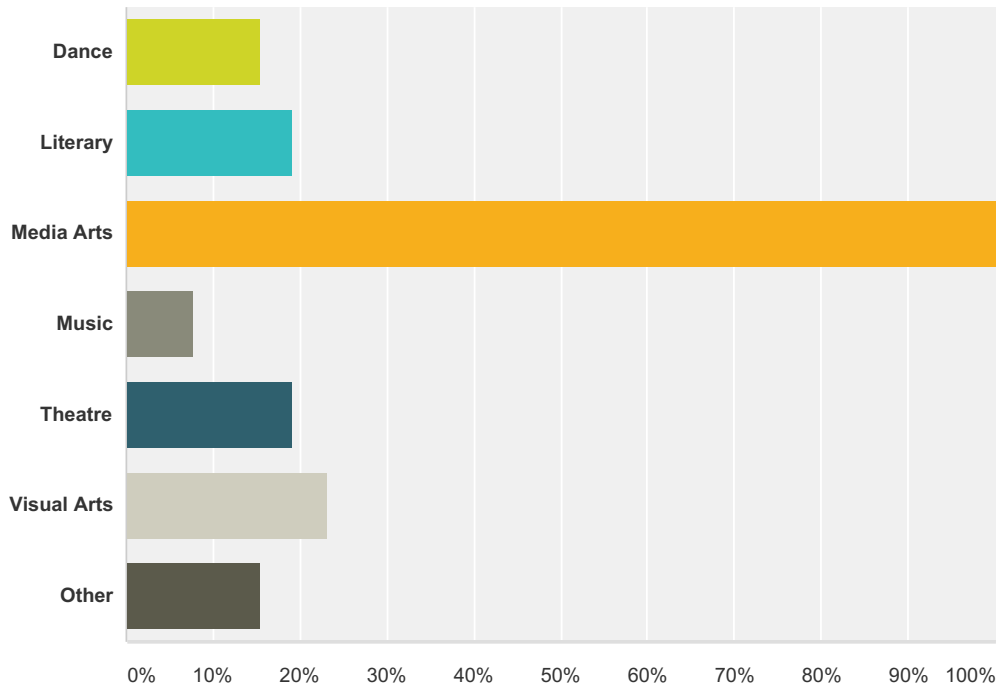
Answered: 26 Skipped: 0



| Answer Choices | Responses |
|----------------|------------|
| Yes | 100.00% 26 |
| No | 0.00% 0 |
| Total | 26 |

Q3 In what artistic discipline(s) did you teach? (Check all that apply.)

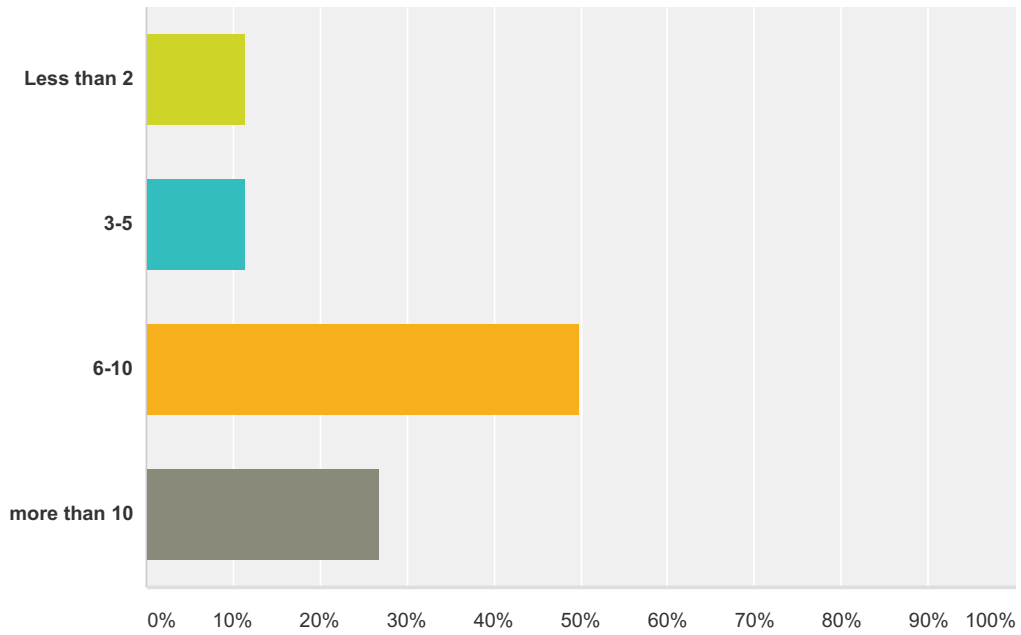
Answered: 26 Skipped: 0



| Answer Choices | Responses |
|------------------------------|------------|
| Dance | 15.38% 4 |
| Literary | 19.23% 5 |
| Media Arts | 100.00% 26 |
| Music | 7.69% 2 |
| Theatre | 19.23% 5 |
| Visual Arts | 23.08% 6 |
| Other | 15.38% 4 |
| Total Respondents: 26 | |

Q4 For how many years have you been a teaching artist?

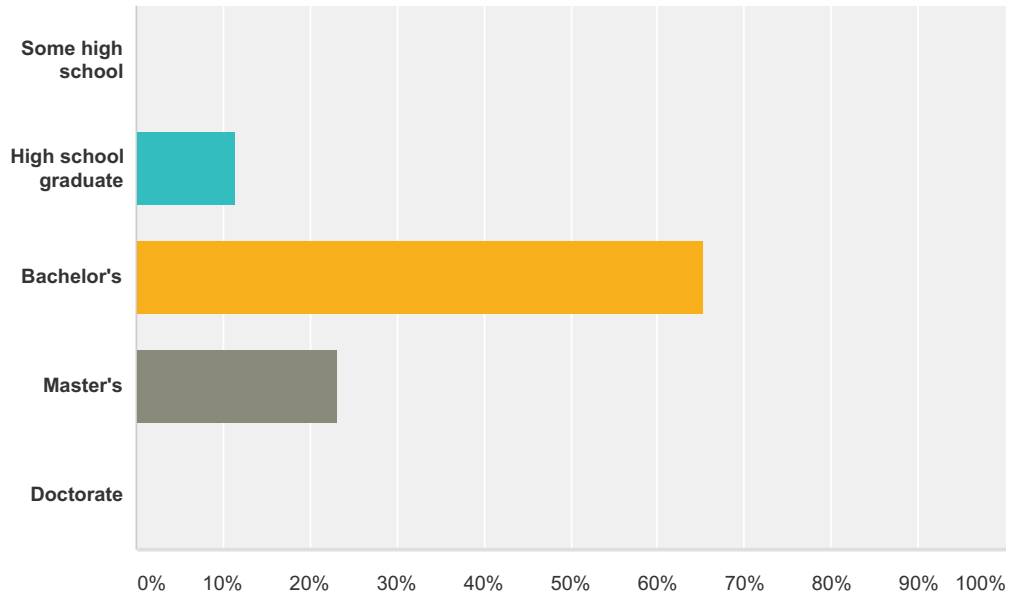
Answered: 26 Skipped: 0



| Answer Choices | Responses |
|------------------------------|-----------|
| Less than 2 | 11.54% 3 |
| 3-5 | 11.54% 3 |
| 6-10 | 50.00% 13 |
| more than 10 | 26.92% 7 |
| Total Respondents: 26 | |

Q5 What is your highest level of education?

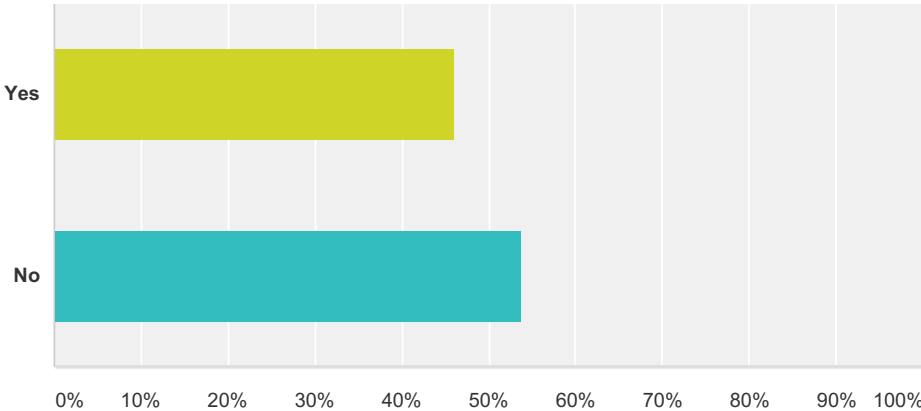
Answered: 26 Skipped: 0



| Answer Choices | Responses |
|------------------------------|-----------|
| Some high school | 0.00% 0 |
| High school graduate | 11.54% 3 |
| Bachelor's | 65.38% 17 |
| Master's | 23.08% 6 |
| Doctorate | 0.00% 0 |
| Total Respondents: 26 | |

Q6 Is being a teaching artist currently your primary source of income?

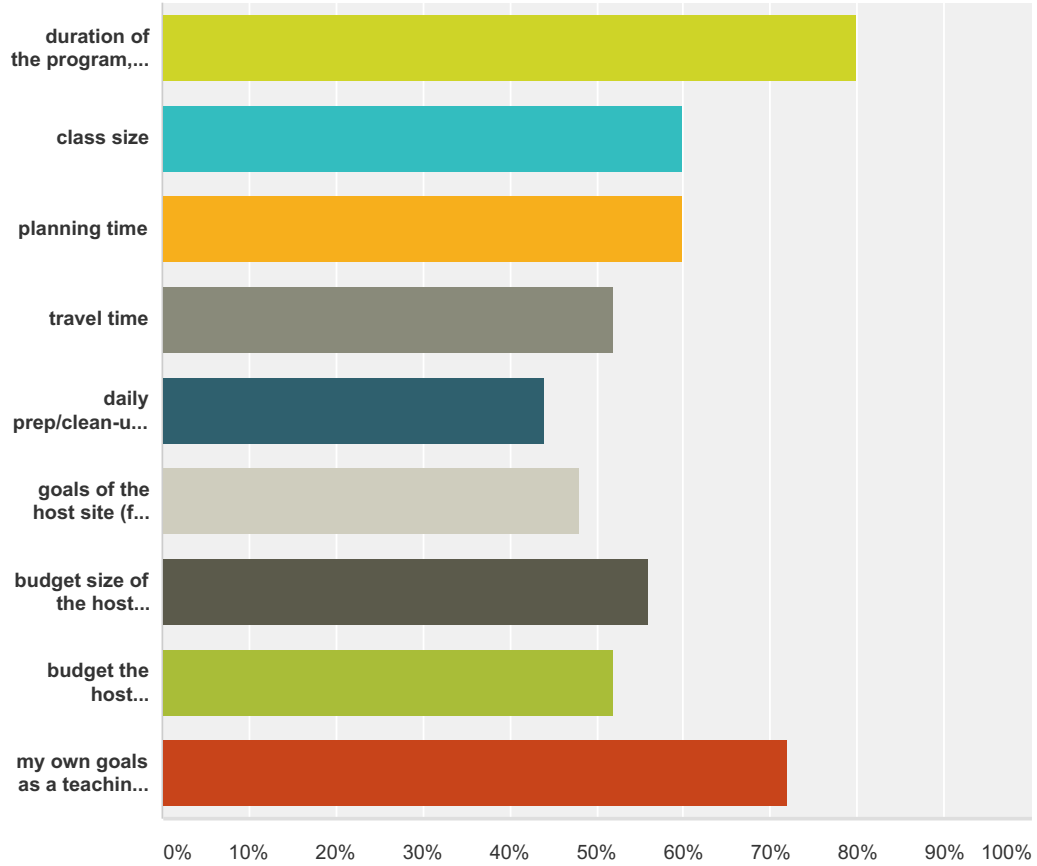
Answered: 26 Skipped: 0



| Answer Choices | Responses |
|----------------|-----------|
| Yes | 46.15% 12 |
| No | 53.85% 14 |
| Total | 26 |

Q7 When setting your hourly teaching rate, which of these factors do you take into account? (Check all that apply.)

Answered: 25 Skipped: 1



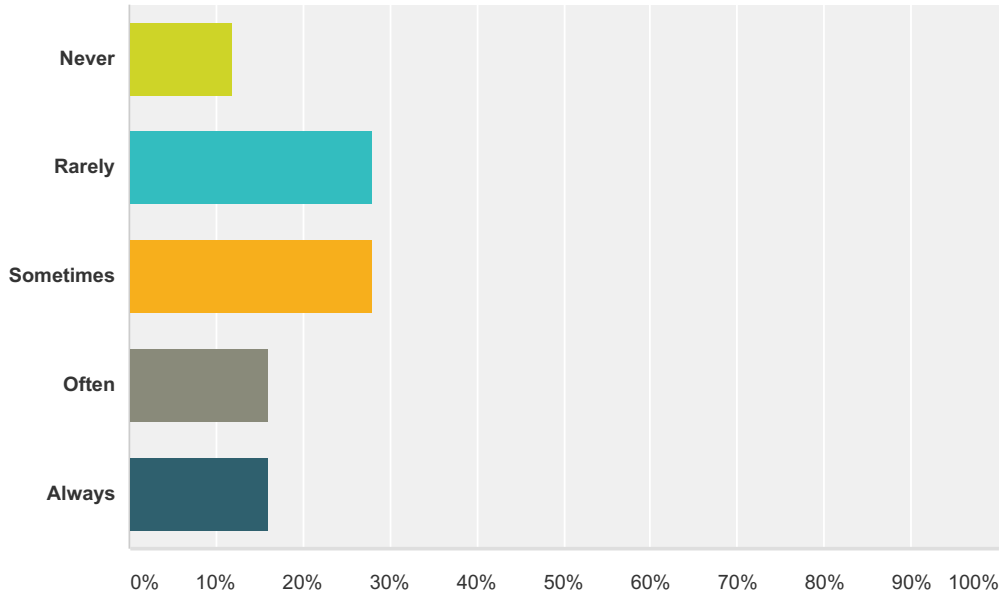
| Answer Choices | Responses |
|--|-----------|
| duration of the program, that is, whether it is a one-time or more extended program | 80.00% 20 |
| class size | 60.00% 15 |
| planning time | 60.00% 15 |
| travel time | 52.00% 13 |
| daily prep/clean-up time | 44.00% 11 |
| goals of the host site (for example, school, community site, etc.) | 48.00% 12 |
| budget size of the host organization | 56.00% 14 |
| budget the host organization has set aside for this project | 52.00% 13 |
| my own goals as a teaching artist (for example, connection to particular community or mission) | 72.00% 18 |
| Total Respondents: 25 | |

Teaching Artist Pay Rate Survey 2014

| # | Other (please specify) | Date |
|---|--|-------------------|
| 1 | age range | 9/24/2014 9:55 AM |
| 2 | As an adjunct professor, I can't usually set it myself | 9/3/2014 12:24 PM |
| 3 | Whether or not I'm required to create an original curriculum | 9/3/2014 11:25 AM |

Q8 How often do you charge for non-teaching time (for example, prep, planning, etc.)?

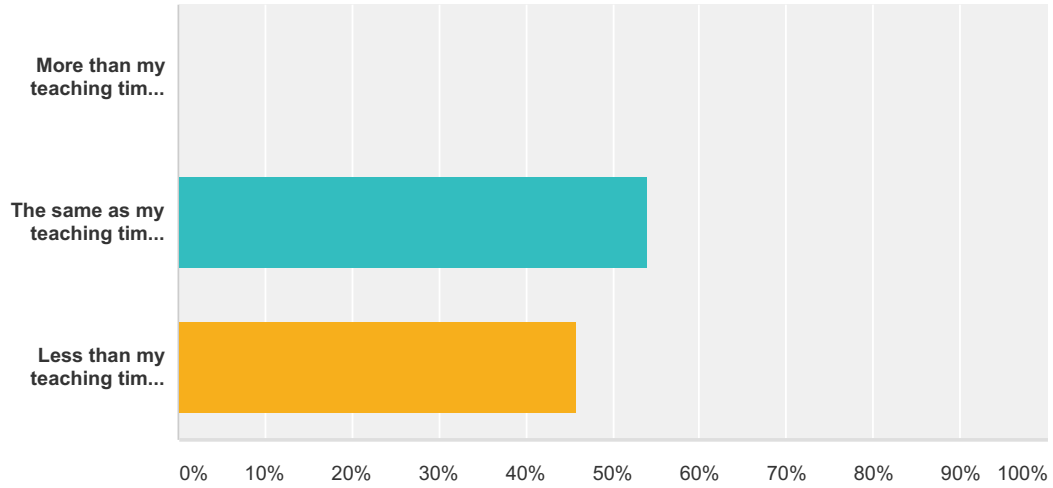
Answered: 25 Skipped: 1



| Answer Choices | Responses | Count |
|----------------|-----------|-----------|
| Never | 12.00% | 3 |
| Rarely | 28.00% | 7 |
| Sometimes | 28.00% | 7 |
| Often | 16.00% | 4 |
| Always | 16.00% | 4 |
| Total | | 25 |

Q9 If you do charge for non-teaching time (for example, prep, planning, etc), do you charge at a rate that is:

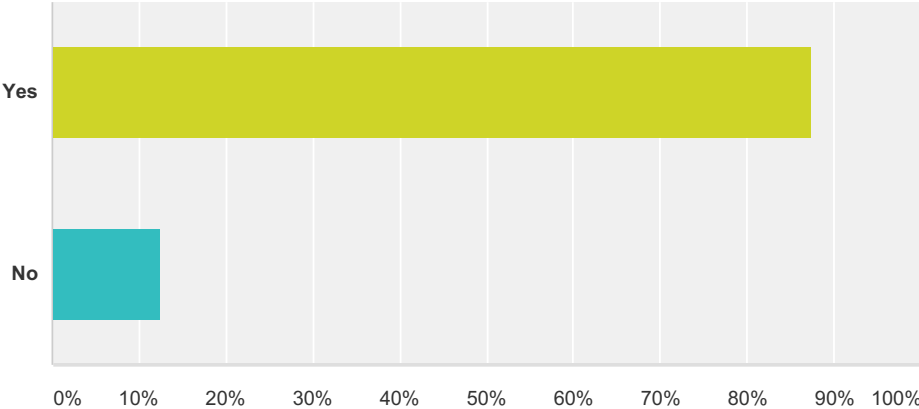
Answered: 24 Skipped: 2



| Answer Choices | Responses |
|-----------------------------------|-----------|
| More than my teaching time rate | 0.00% 0 |
| The same as my teaching time rate | 54.17% 13 |
| Less than my teaching time rate | 45.83% 11 |
| Total | 24 |

Q10 Did you teach any one-time programs in the last two years?

Answered: 24 Skipped: 2

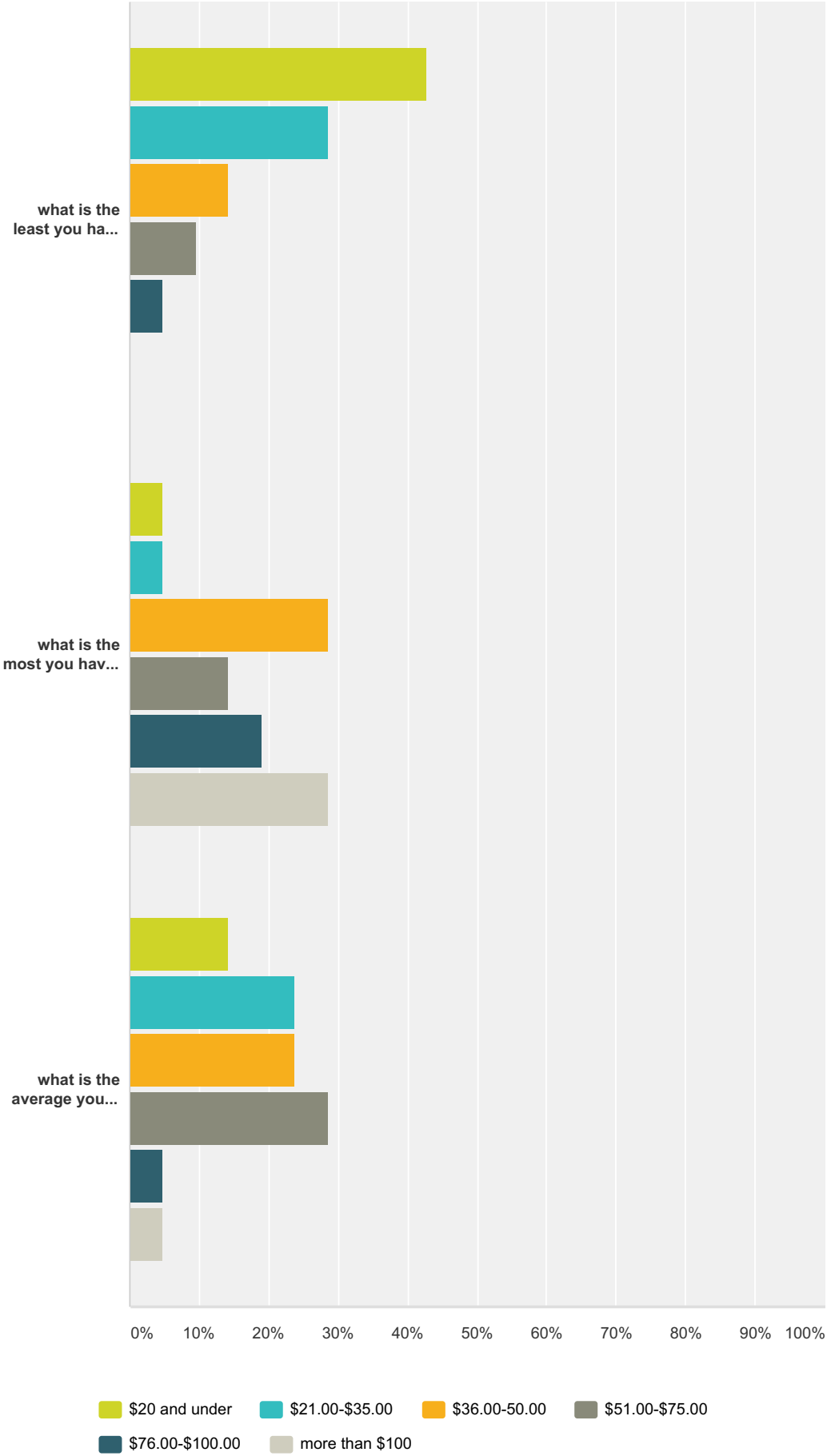


| Answer Choices | Responses |
|----------------|-----------|
| Yes | 87.50% 21 |
| No | 12.50% 3 |
| Total | 24 |

**Q11 When conducting a one-time program
(up to one day):**

Answered: 21 Skipped: 5

Teaching Artist Pay Rate Survey 2014



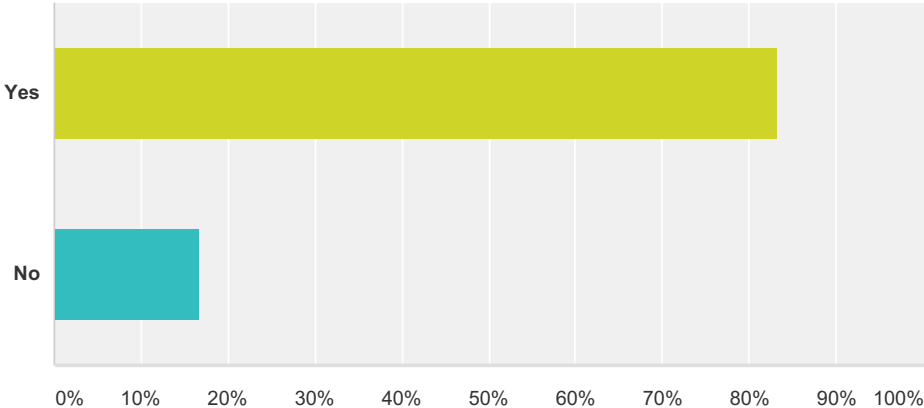
Teaching Artist Pay Rate Survey 2014

| | \$20 and under | \$21.00-\$35.00 | \$36.00-50.00 | \$51.00-\$75.00 | \$76.00-\$100.00 | more than \$100 | Total Respondents |
|---|----------------|-----------------|---------------|-----------------|------------------|-----------------|-------------------|
| what is the least you have charged per hour of teaching time? | 42.86% 9 | 28.57% 6 | 14.29% 3 | 9.52% 2 | 4.76% 1 | 0.00% 0 | 21 |
| what is the most you have charged per hour of teaching time? | 4.76% 1 | 4.76% 1 | 28.57% 6 | 14.29% 3 | 19.05% 4 | 28.57% 6 | 21 |
| what is the average you have charged per hour of teaching time? | 14.29% 3 | 23.81% 5 | 23.81% 5 | 28.57% 6 | 4.76% 1 | 4.76% 1 | 21 |

| # | Add any other explanation that other teaching artists might find useful if you like. | Date |
|---|--|------------------|
| 1 | I also teach by doing judging of contests and providing notes | 9/8/2014 4:10 PM |

Q12 Did you teach any multiple-time programs, up to 10 days, in the last two years?

Answered: 24 Skipped: 2

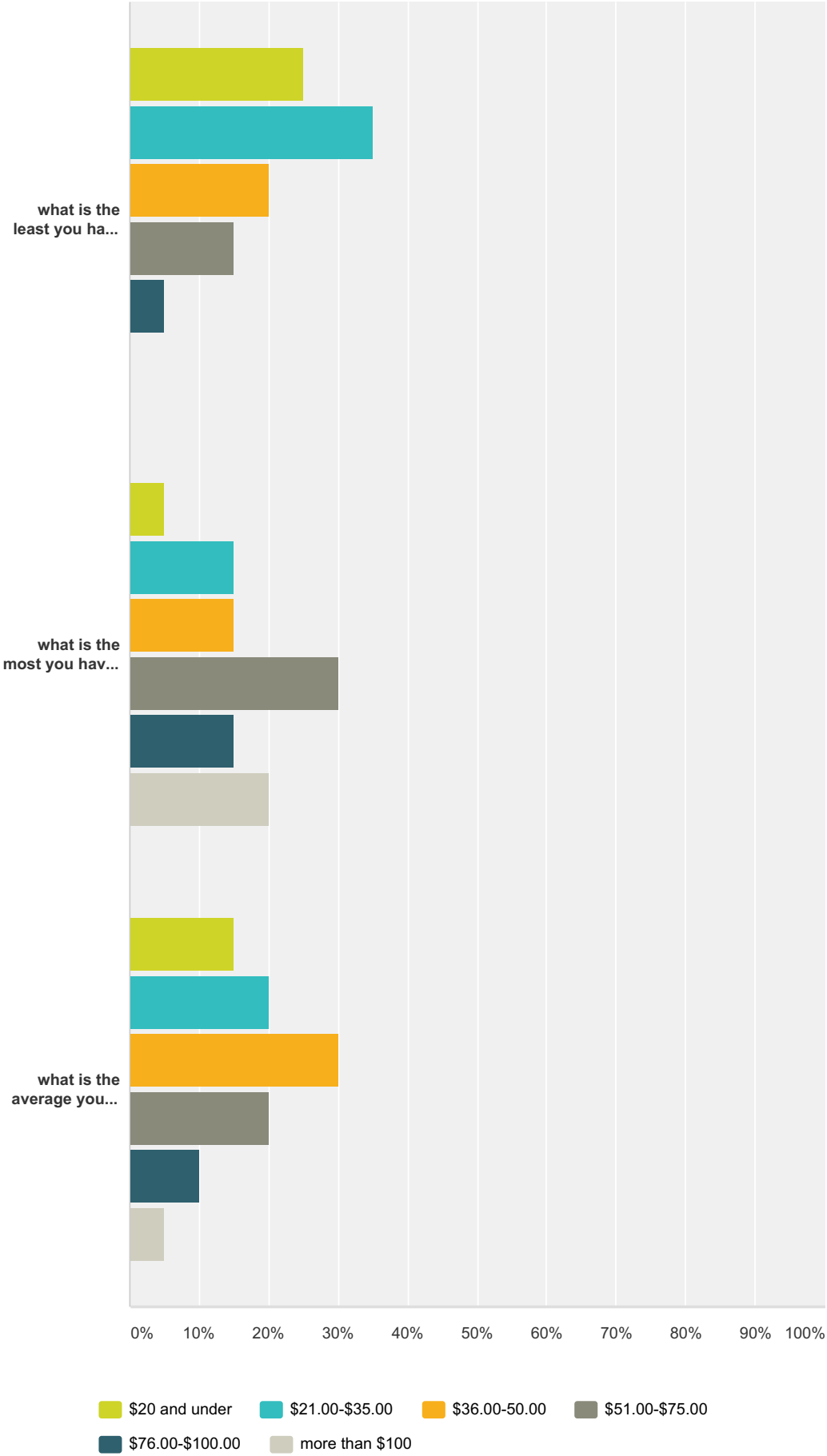


| Answer Choices | Responses | |
|----------------|-----------|-----------|
| Yes | 83.33% | 20 |
| No | 16.67% | 4 |
| Total | | 24 |

Q13 When conducting a program of multiple days, up to 10 days, up to a few hours per session:

Answered: 20 Skipped: 6

Teaching Artist Pay Rate Survey 2014



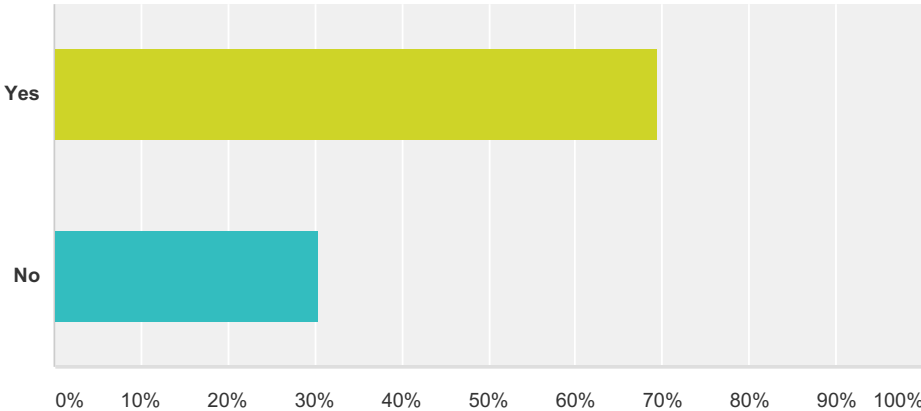
Teaching Artist Pay Rate Survey 2014

| | \$20 and under | \$21.00-\$35.00 | \$36.00-50.00 | \$51.00-\$75.00 | \$76.00-\$100.00 | more than \$100 | Total Respondents |
|---|--------------------|--------------------|--------------------|--------------------|--------------------|--------------------|-------------------|
| what is the least you have charged per hour of teaching time? | 25.00% 5 | 35.00% 7 | 20.00% 4 | 15.00% 3 | 5.00% 1 | 0.00% 0 | 20 |
| what is the most you have charged per hour of teaching time? | 5.00% 1 | 15.00% 3 | 15.00% 3 | 30.00% 6 | 15.00% 3 | 20.00% 4 | 20 |
| what is the average you have charged per hour of teaching time? | 15.00% 3 | 20.00% 4 | 30.00% 6 | 20.00% 4 | 10.00% 2 | 5.00% 1 | 20 |

| # | Add any other explanation that other teaching artists might find useful if you like. | Date |
|---|--|------|
| | There are no responses. | |

Q14 Did you teach any extended programs of more than 10 days in the last two years?

Answered: 23 Skipped: 3

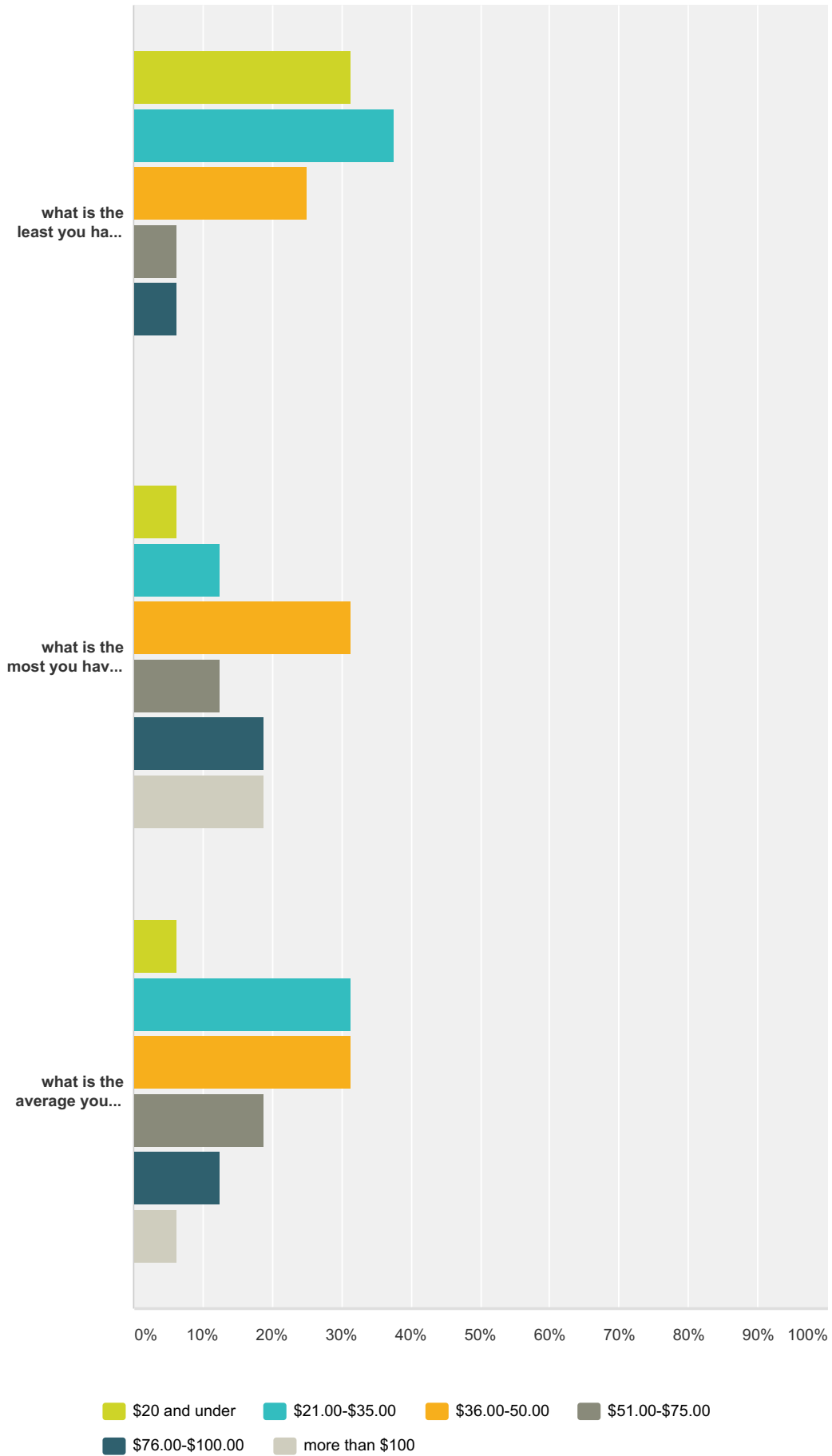


| Answer Choices | Responses |
|----------------|-----------|
| Yes | 69.57% 16 |
| No | 30.43% 7 |
| Total | 23 |

Q15 When conducting a very extended program of more than 10 days, up to a few hours per session:

Answered: 16 Skipped: 10

Teaching Artist Pay Rate Survey 2014



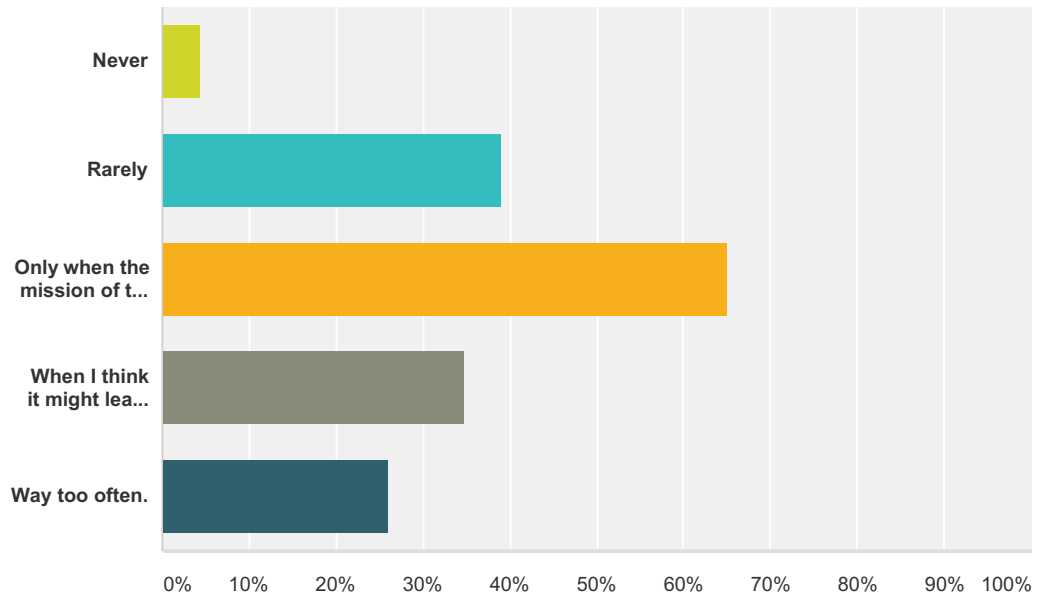
Teaching Artist Pay Rate Survey 2014

| | \$20 and under | \$21.00-\$35.00 | \$36.00-50.00 | \$51.00-\$75.00 | \$76.00-\$100.00 | more than \$100 | Total Respondents |
|---|----------------|-----------------|---------------|-----------------|------------------|-----------------|-------------------|
| what is the least you have charged per hour of teaching time? | 31.25% 5 | 37.50% 6 | 25.00% 4 | 6.25% 1 | 6.25% 1 | 0.00% 0 | 16 |
| what is the most you have charged per hour of teaching time? | 6.25% 1 | 12.50% 2 | 31.25% 5 | 12.50% 2 | 18.75% 3 | 18.75% 3 | 16 |
| what is the average you have charged per hour of teaching time? | 6.25% 1 | 31.25% 5 | 31.25% 5 | 18.75% 3 | 12.50% 2 | 6.25% 1 | 16 |

| # | Add any other explanation that other teaching artists might find useful if you like. | Date |
|---|--|-------------------|
| 1 | I typically go w/ a daily rate rather than hourly | 9/24/2014 9:58 AM |

Q16 I have taught programs for free (check all that apply)

Answered: 23 Skipped: 3



| Answer Choices | Responses |
|--|-----------|
| Never | 4.35% 1 |
| Rarely | 39.13% 9 |
| Only when the mission of the organization is something I really believe in and they don't have money to hire me. | 65.22% 15 |
| When I think it might lead to paying work later. | 34.78% 8 |
| Way too often. | 26.09% 6 |
| Total Respondents: 23 | |