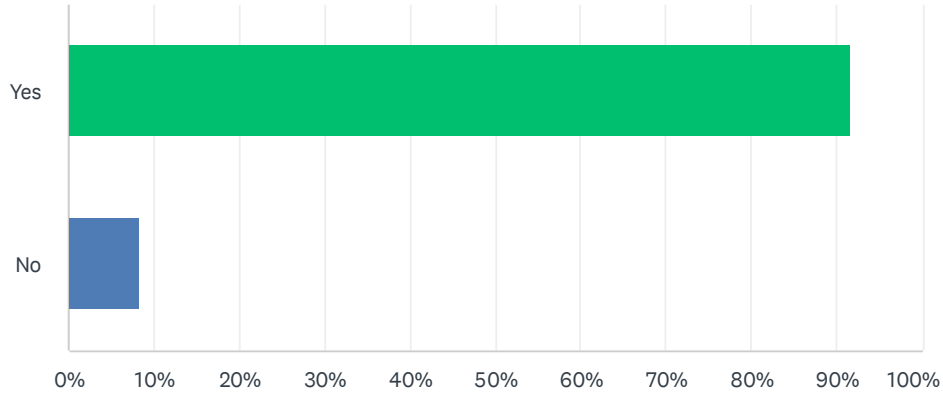


Q1 In the last two years, did you work as a teaching artist in the Greater Philadelphia area?

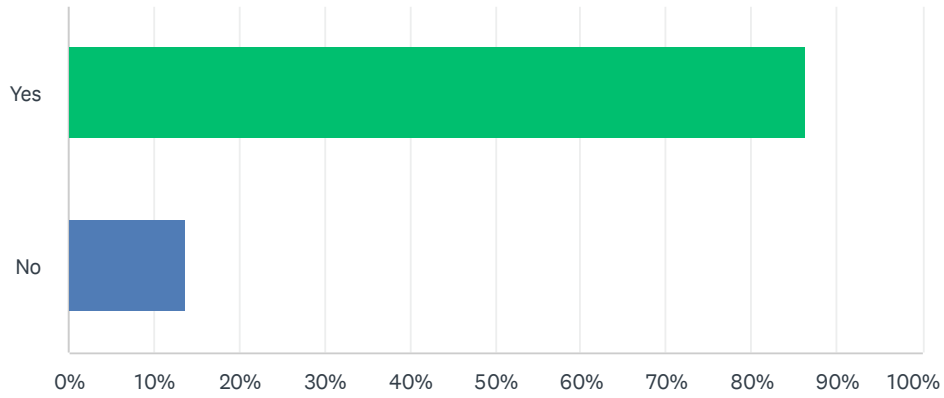
Answered: 132 Skipped: 1



ANSWER CHOICES	RESPONSES	
Yes	91.67%	121
No	8.33%	11
TOTAL		132

Q3 In the last two years, did you work as a teaching artist as an independent contractor?

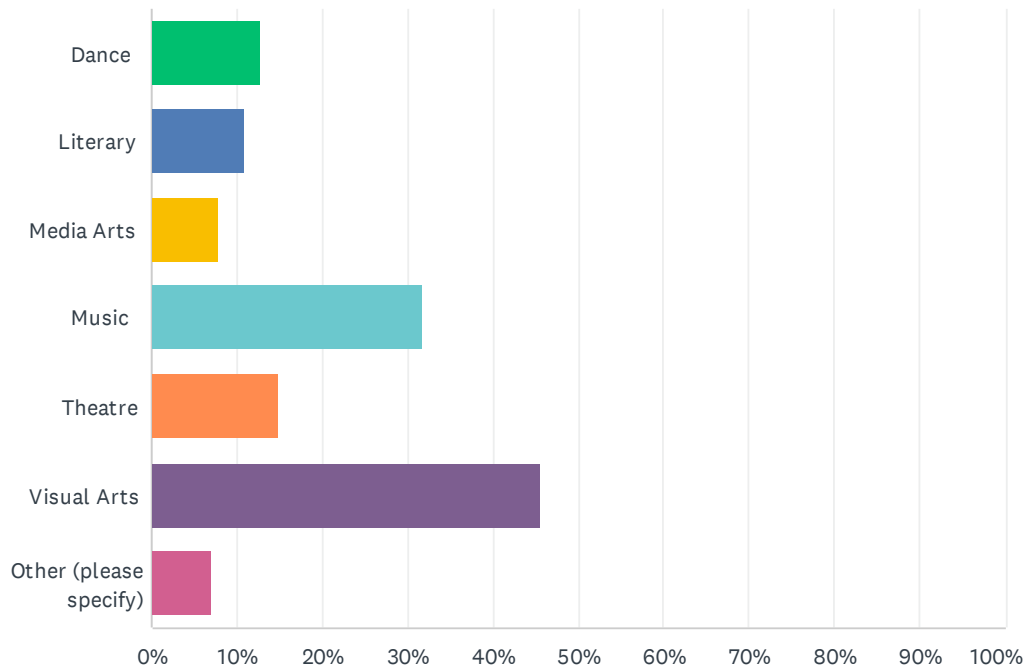
Answered: 118 Skipped: 15



ANSWER CHOICES	RESPONSES	
Yes	86.44%	102
No	13.56%	16
TOTAL		118

Q4 In what artistic discipline(s) did you teach? (Check all that apply.)

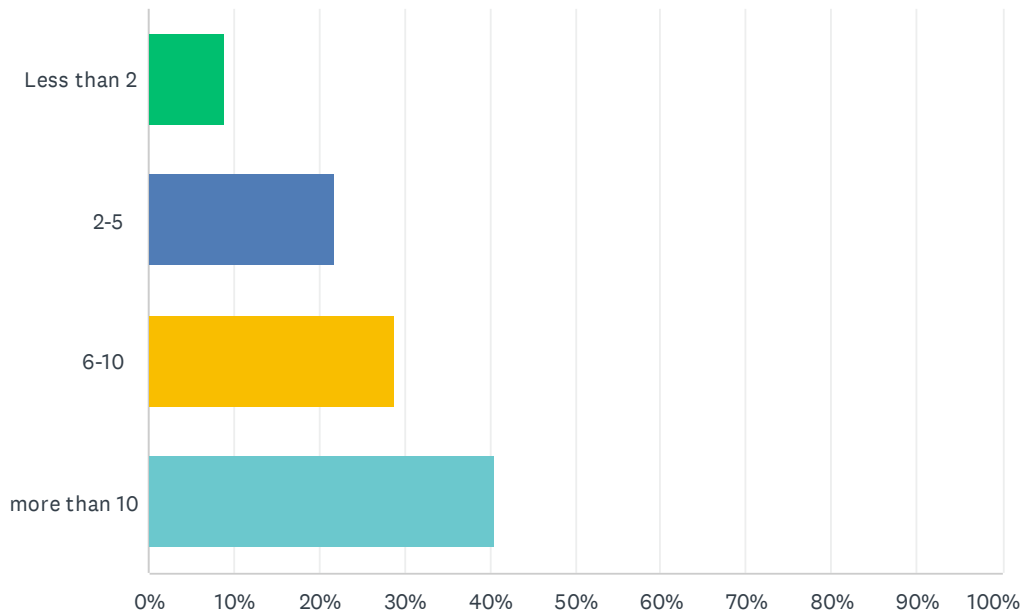
Answered: 101 Skipped: 32



ANSWER CHOICES	RESPONSES	
Dance	12.87%	13
Literary	10.89%	11
Media Arts	7.92%	8
Music	31.68%	32
Theatre	14.85%	15
Visual Arts	45.54%	46
Other (please specify)	6.93%	7
Total Respondents: 101		

Q5 For how many years have you been a teaching artist?

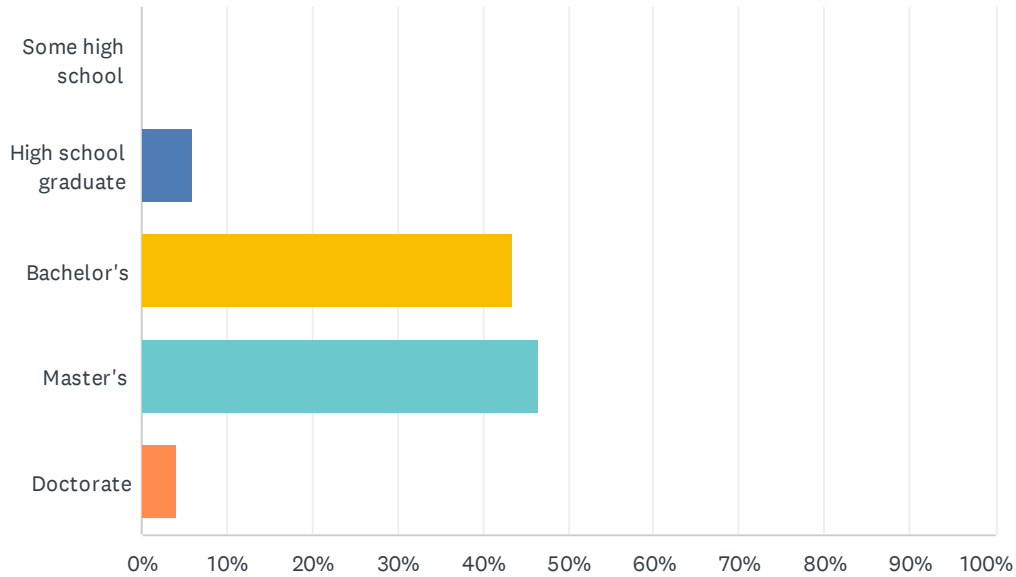
Answered: 101 Skipped: 32



ANSWER CHOICES	RESPONSES
Less than 2	8.91% 9
2-5	21.78% 22
6-10	28.71% 29
more than 10	40.59% 41
TOTAL	101

Q6 What is your highest level of education? This will help us see if pay rate varies depending on level of education.

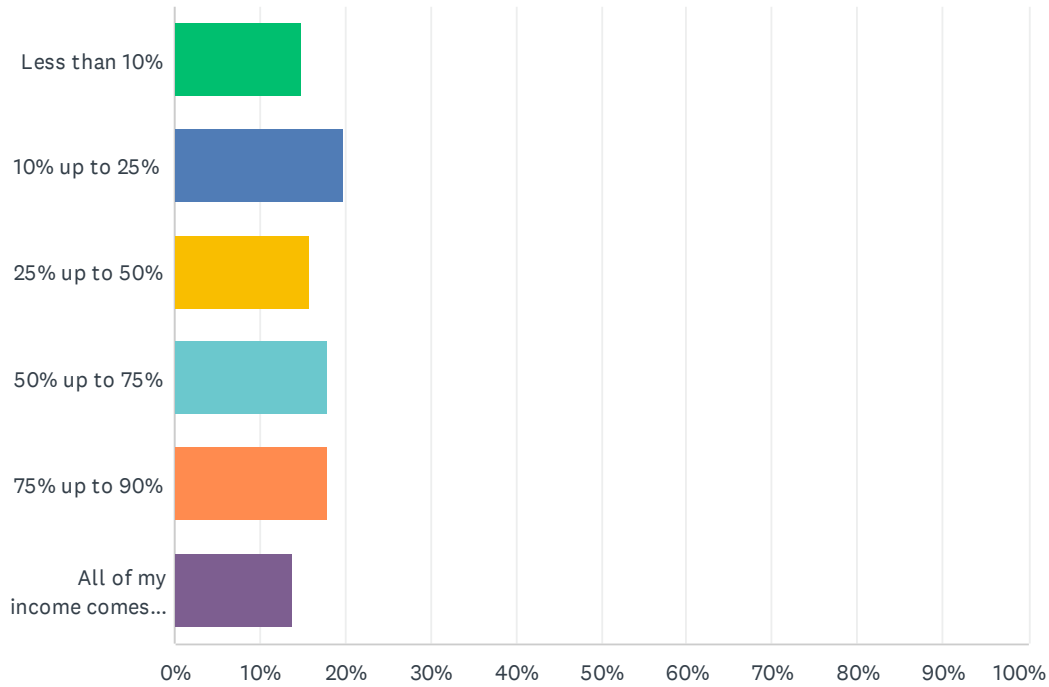
Answered: 101 Skipped: 32



ANSWER CHOICES	RESPONSES
Some high school	0.00% 0
High school graduate	5.94% 6
Bachelor's	43.56% 44
Master's	46.53% 47
Doctorate	3.96% 4
TOTAL	101

Q7 What percent of your total annual income do you estimate comes from your work as a teaching artist? Again, an estimate is fine!

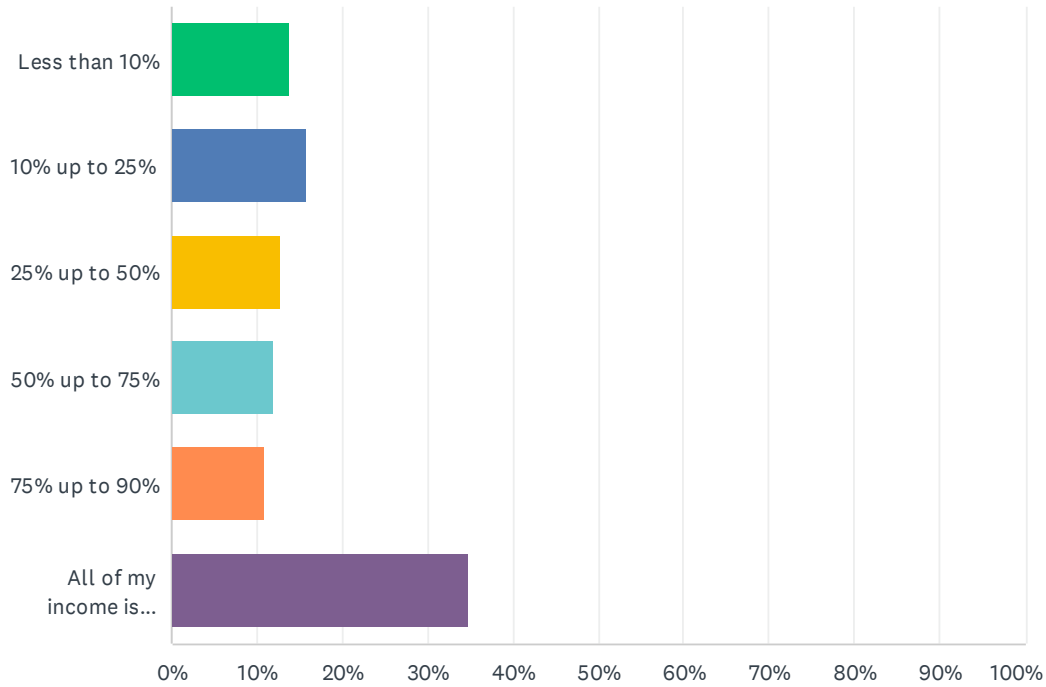
Answered: 101 Skipped: 32



ANSWER CHOICES	RESPONSES	
Less than 10%	14.85%	15
10% up to 25%	19.80%	20
25% up to 50%	15.84%	16
50% up to 75%	17.82%	18
75% up to 90%	17.82%	18
All of my income comes from work as a teaching artist	13.86%	14
TOTAL		101

Q8 What percent of your total income as a teaching artist is paid as an independent contractor? Again, an estimate is fine!

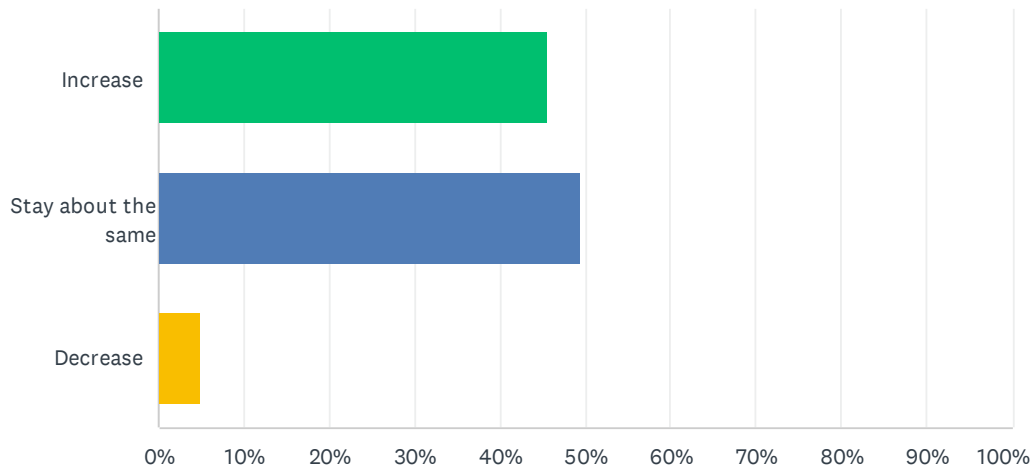
Answered: 101 Skipped: 32



ANSWER CHOICES	RESPONSES	
Less than 10%	13.86%	14
10% up to 25%	15.84%	16
25% up to 50%	12.87%	13
50% up to 75%	11.88%	12
75% up to 90%	10.89%	11
All of my income is earned as an independent contractor	34.65%	35
TOTAL		101

Q9 In the next two years, do you expect your pay rate to:

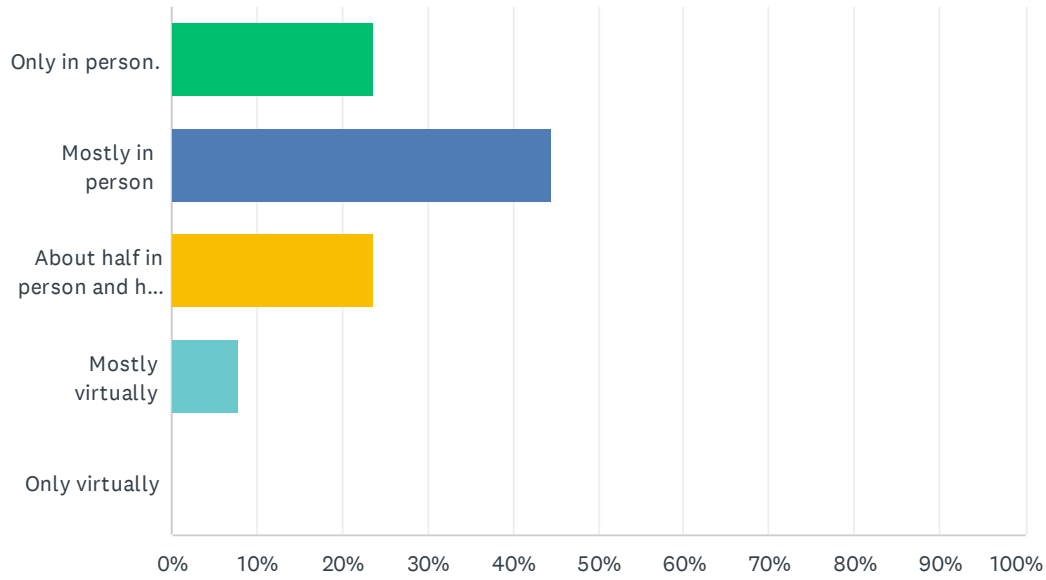
Answered: 101 Skipped: 32



ANSWER CHOICES	RESPONSES
Increase	45.54% 46
Stay about the same	49.50% 50
Decrease	4.95% 5
TOTAL	101

Q10 In the next two years, do you expect to teach:

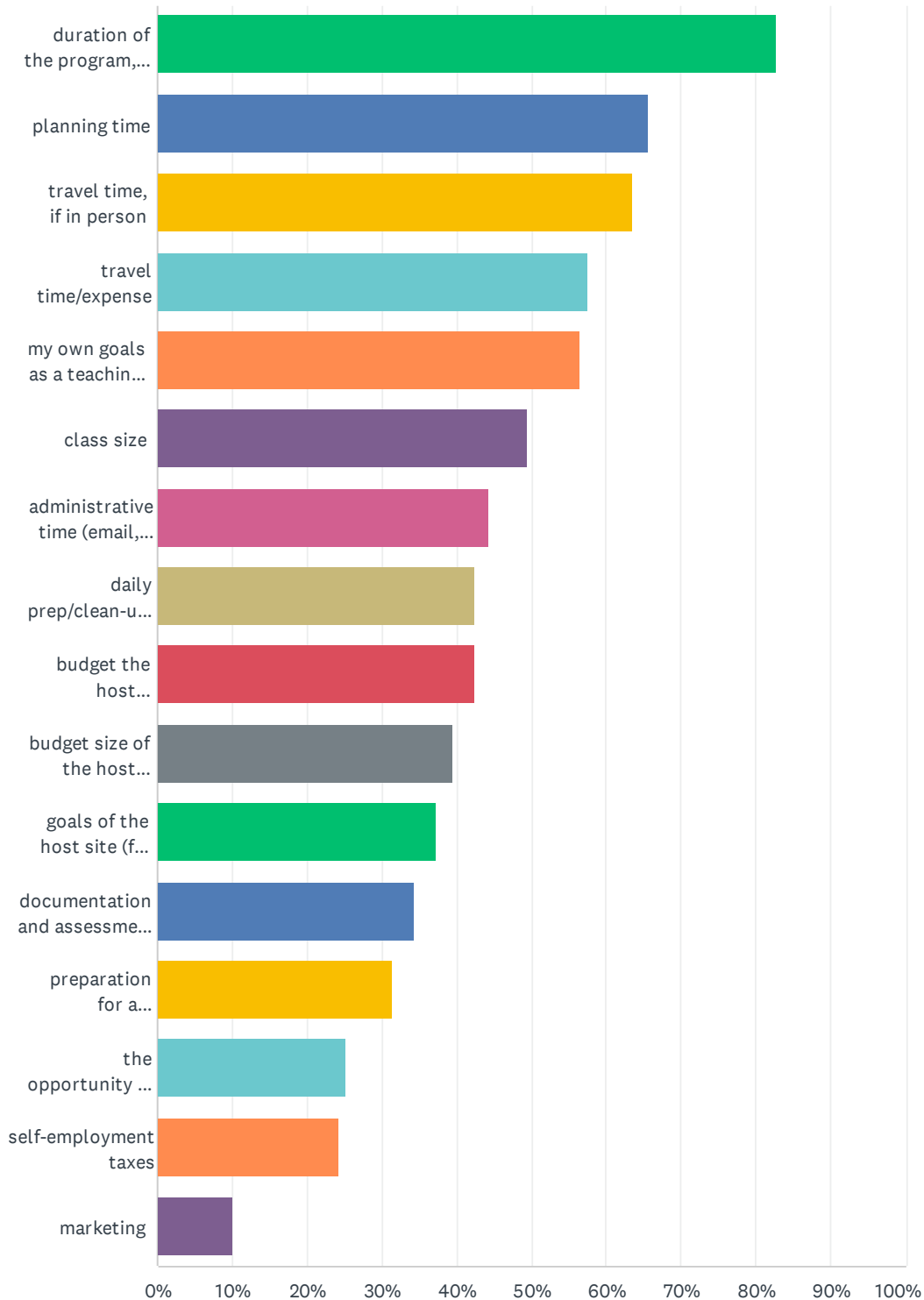
Answered: 101 Skipped: 32



ANSWER CHOICES	RESPONSES	
Only in person.	23.76%	24
Mostly in person	44.55%	45
About half in person and half virtually	23.76%	24
Mostly virtually	7.92%	8
Only virtually	0.00%	0
TOTAL		101

Q11 When setting your hourly teaching rate, which of these factors do you take into account? (Check all that apply.)

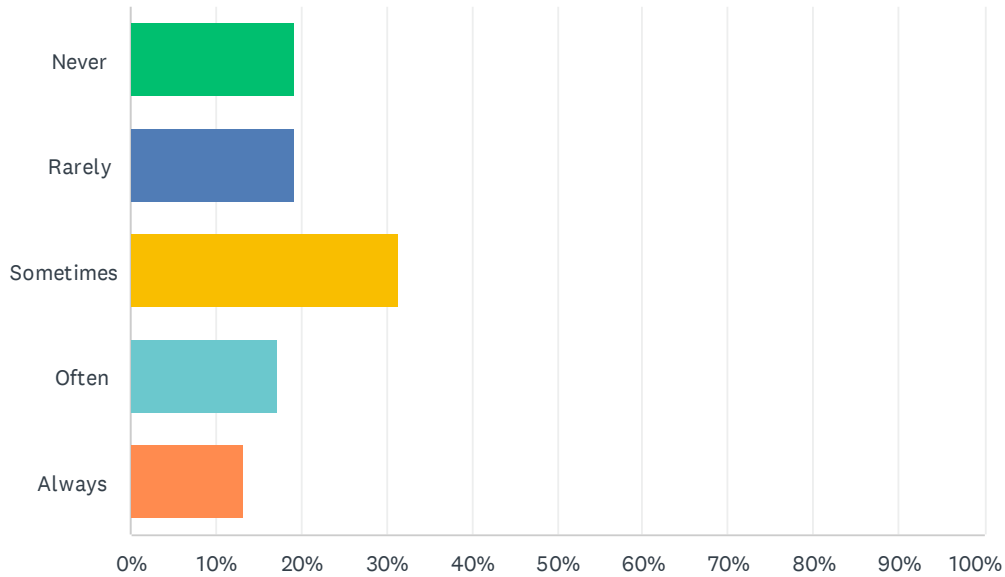
Answered: 99 Skipped: 34



ANSWER CHOICES	RESPONSES	
duration of the program, that is, whether it is a one-time or more extended program	82.83%	82
planning time	65.66%	65
travel time, if in person	63.64%	63
travel time/expense	57.58%	57
my own goals as a teaching artist (for example, connection to particular community or mission)	56.57%	56
class size	49.49%	49
administrative time (email, billing, invoicing, following up on invoices)	44.44%	44
daily prep/clean-up time	42.42%	42
budget the host organization has set aside for this project	42.42%	42
budget size of the host organization	39.39%	39
goals of the host site (for example, school, community site,etc.)	37.37%	37
documentation and assessment time	34.34%	34
preparation for a culminating event or product	31.31%	31
the opportunity to teach virtually	25.25%	25
self-employment taxes	24.24%	24
marketing	10.10%	10
Total Respondents: 99		

Q12 How often do you charge for non-teaching time (for example, prep, planning, etc.)?

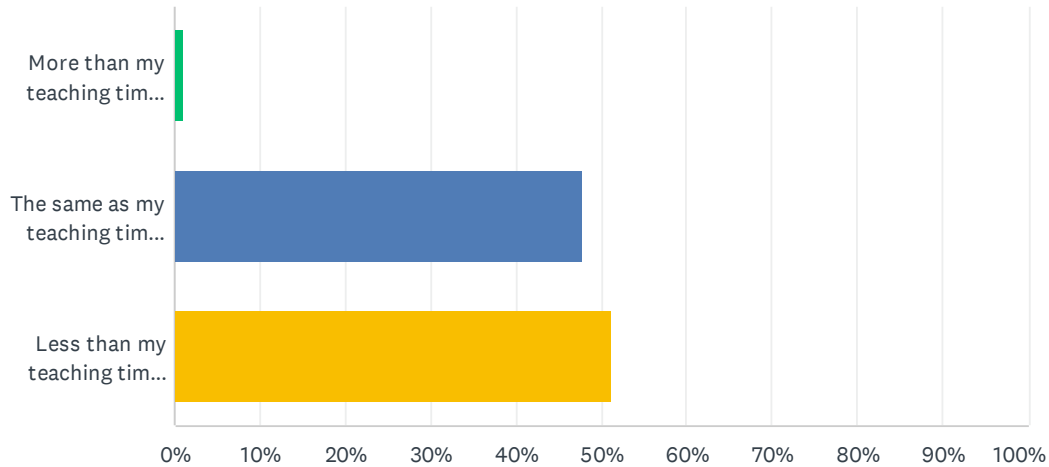
Answered: 99 Skipped: 34



ANSWER CHOICES	RESPONSES	
Never	19.19%	19
Rarely	19.19%	19
Sometimes	31.31%	31
Often	17.17%	17
Always	13.13%	13
TOTAL		99

Q13 If you do charge for non-teaching time (for example, prep, planning, etc), do you charge at a rate that is:

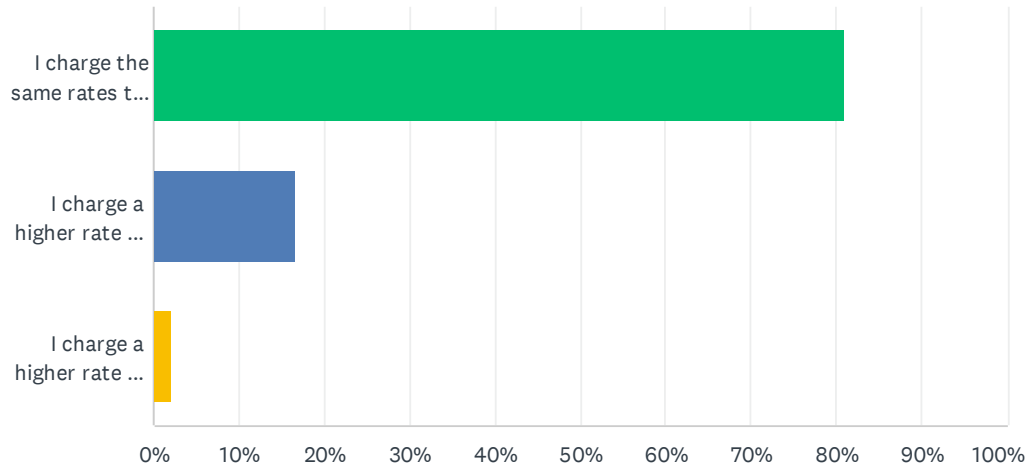
Answered: 86 Skipped: 47



ANSWER CHOICES	RESPONSES
More than my teaching time rate	1.16% 1
The same as my teaching time rate	47.67% 41
Less than my teaching time rate	51.16% 44
TOTAL	86

Q14 If you teach both in-person and virtually, do you charge different rates?

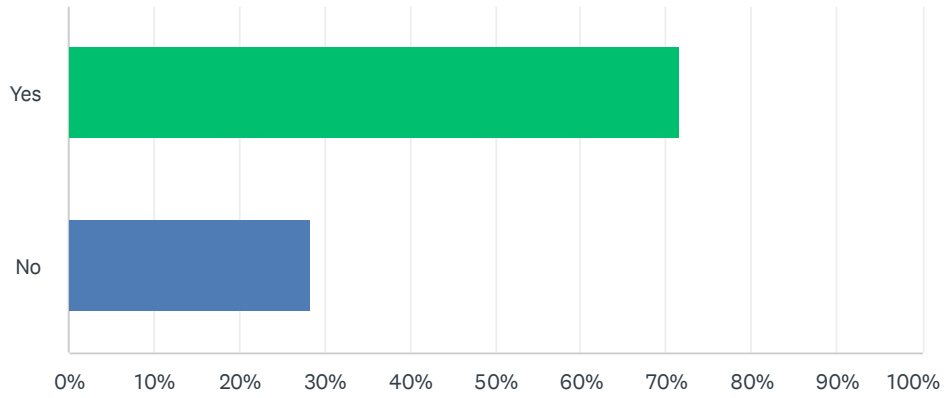
Answered: 90 Skipped: 43



ANSWER CHOICES	RESPONSES	
I charge the same rates to teach either in-person or virtually.	81.11%	73
I charge a higher rate to teach in person.	16.67%	15
I charge a higher rate to teach virtually.	2.22%	2
TOTAL		90

Q15 Did you teach any one-time programs in the last two years?

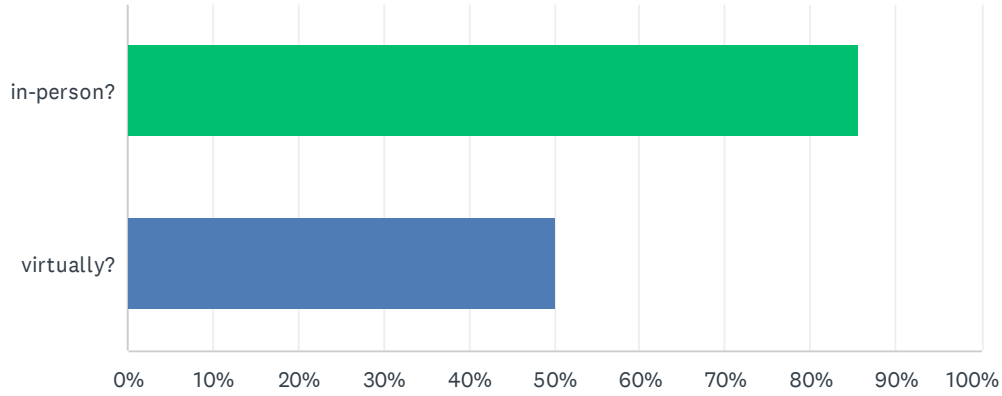
Answered: 99 Skipped: 34



ANSWER CHOICES	RESPONSES	
Yes	71.72%	71
No	28.28%	28
TOTAL		99

Q16 When conducting a one-time program, did you teach (check all that apply):

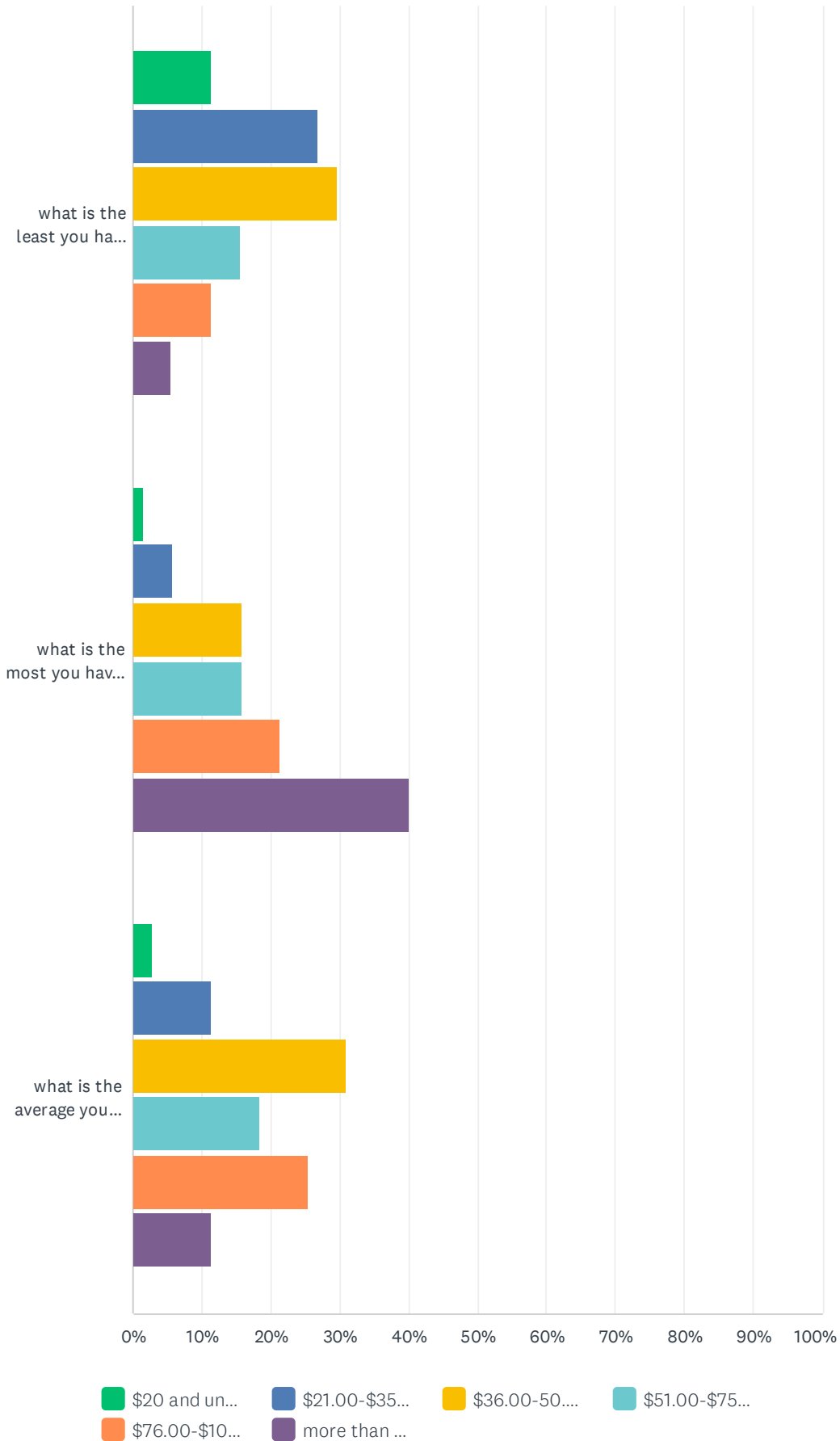
Answered: 70 Skipped: 63



ANSWER CHOICES	RESPONSES	
in-person?	85.71%	60
virtually?	50.00%	35
Total Respondents: 70		

Q17 When conducting a one-time program (up to one day):

Answered: 71 Skipped: 62



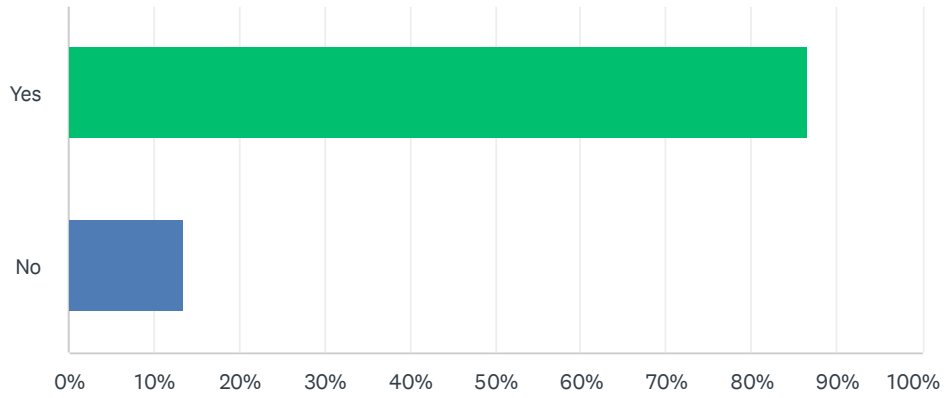
	\$20 AND UNDER	\$21.00-\$35.00	\$36.00-50.00	\$51.00-\$75.00	\$76.00-\$100.00	MORE THAN \$100	TOTAL
what is the least you have charged per hour of teaching time?	11.27% 8	26.76% 19	29.58% 21	15.49% 11	11.27% 8	5.63% 4	71
what is the most you have charged per hour of teaching time?	1.43% 1	5.71% 4	15.71% 11	15.71% 11	21.43% 15	40.00% 28	70
what is the average you have charged per hour of teaching time?	2.82% 2	11.27% 8	30.99% 22	18.31% 13	25.35% 18	11.27% 8	71

Q18 You are invited to share why you charged significantly less or more for a particular gig.

Answered: 32 Skipped: 101

Q19 Did you teach any multiple-time programs, up to 10 days, in the last two years?

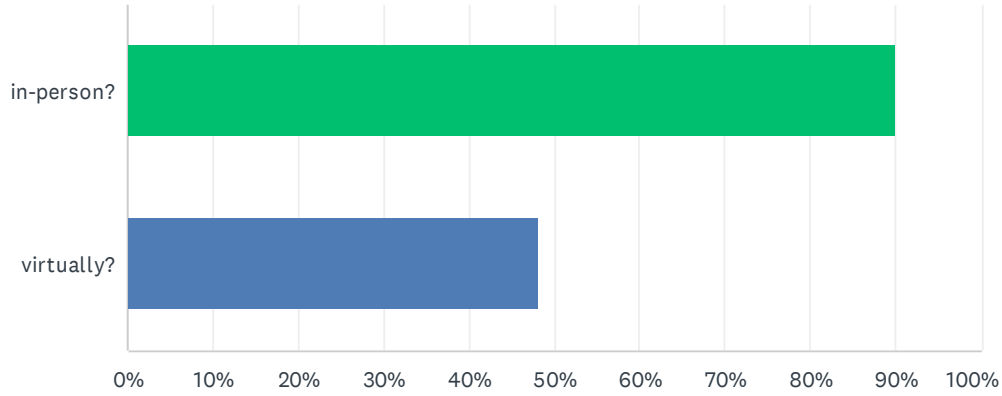
Answered: 97 Skipped: 36



ANSWER CHOICES	RESPONSES	
Yes	86.60%	84
No	13.40%	13
TOTAL		97

Q20 When conducting a program of multiple days, did you teach (check all that apply):

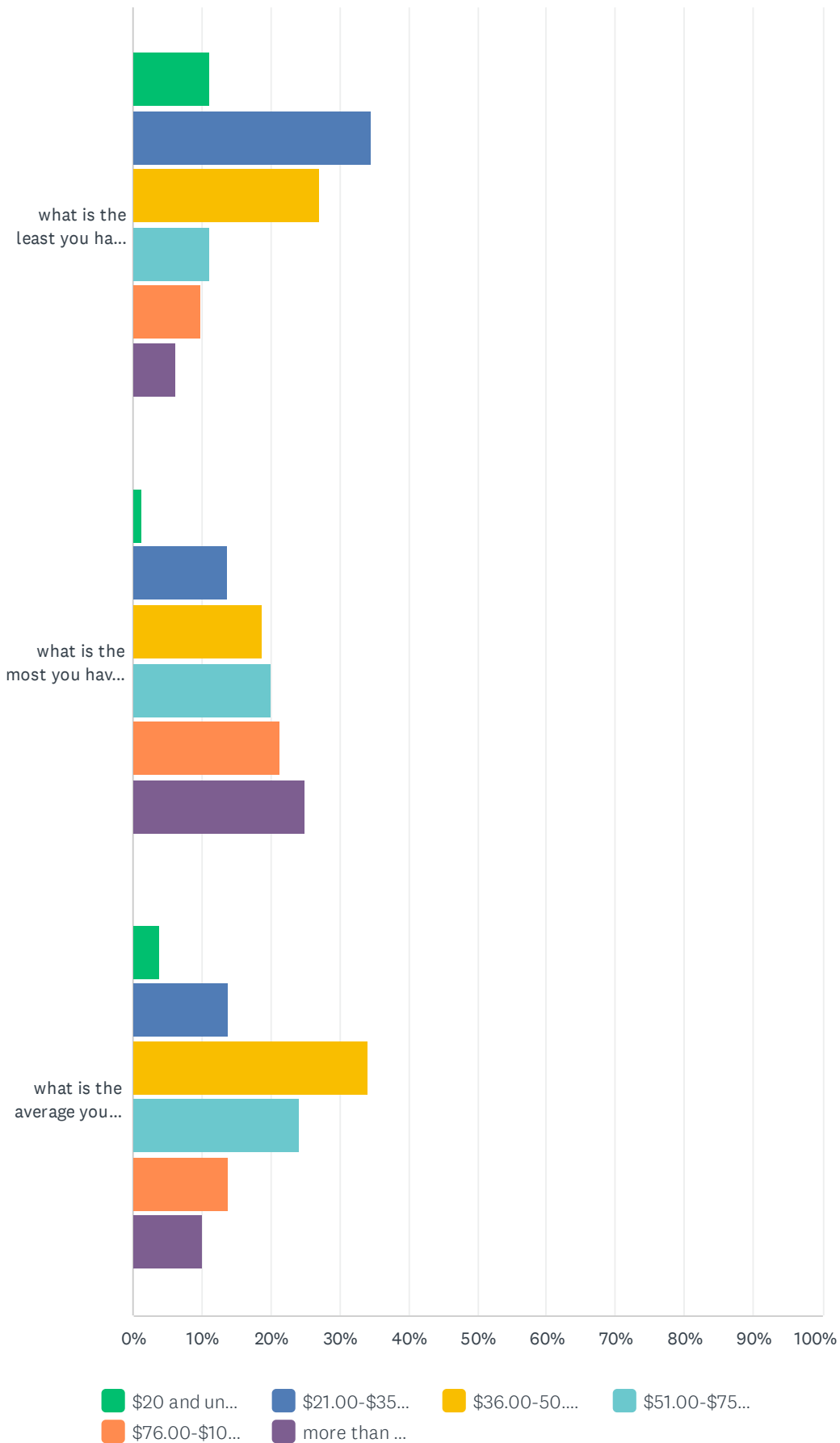
Answered: 79 Skipped: 54



ANSWER CHOICES	RESPONSES
in-person?	89.87% 71
virtually?	48.10% 38
Total Respondents: 79	

Q21 When conducting a program of multiple days, up to 10 days, up to a few hours per session:

Answered: 81 Skipped: 52



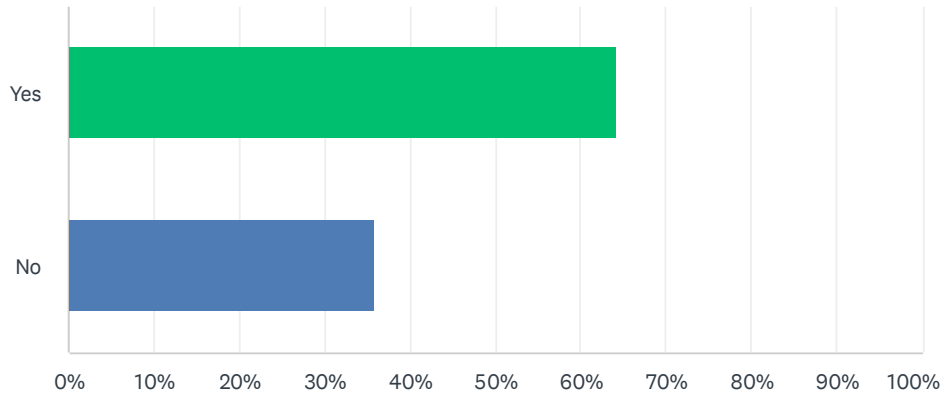
	\$20 AND UNDER	\$21.00-\$35.00	\$36.00-50.00	\$51.00-\$75.00	\$76.00-\$100.00	MORE THAN \$100	TOTAL
what is the least you have charged per hour of teaching time?	11.11% 9	34.57% 28	27.16% 22	11.11% 9	9.88% 8	6.17% 5	81
what is the most you have charged per hour of teaching time?	1.25% 1	13.75% 11	18.75% 15	20.00% 16	21.25% 17	25.00% 20	80
what is the average you have charged per hour of teaching time?	3.80% 3	13.92% 11	34.18% 27	24.05% 19	13.92% 11	10.13% 8	79

Q22 You are invited to share why you charged significantly less or more for a particular gig.

Answered: 24 Skipped: 109

Q23 Did you teach any extended programs of more than 10 days in the last two years?

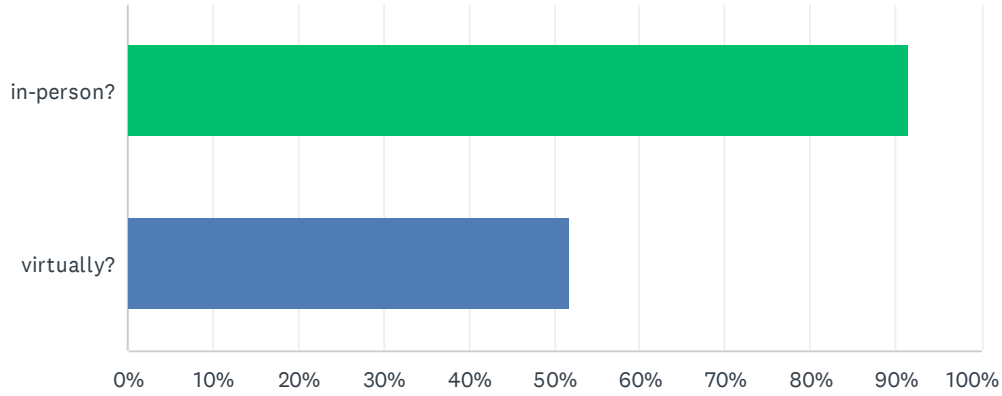
Answered: 95 Skipped: 38



ANSWER CHOICES	RESPONSES	
Yes	64.21%	61
No	35.79%	34
TOTAL		95

Q24 When conducting a very extended program of more than ten days, did you teach (check all that apply):

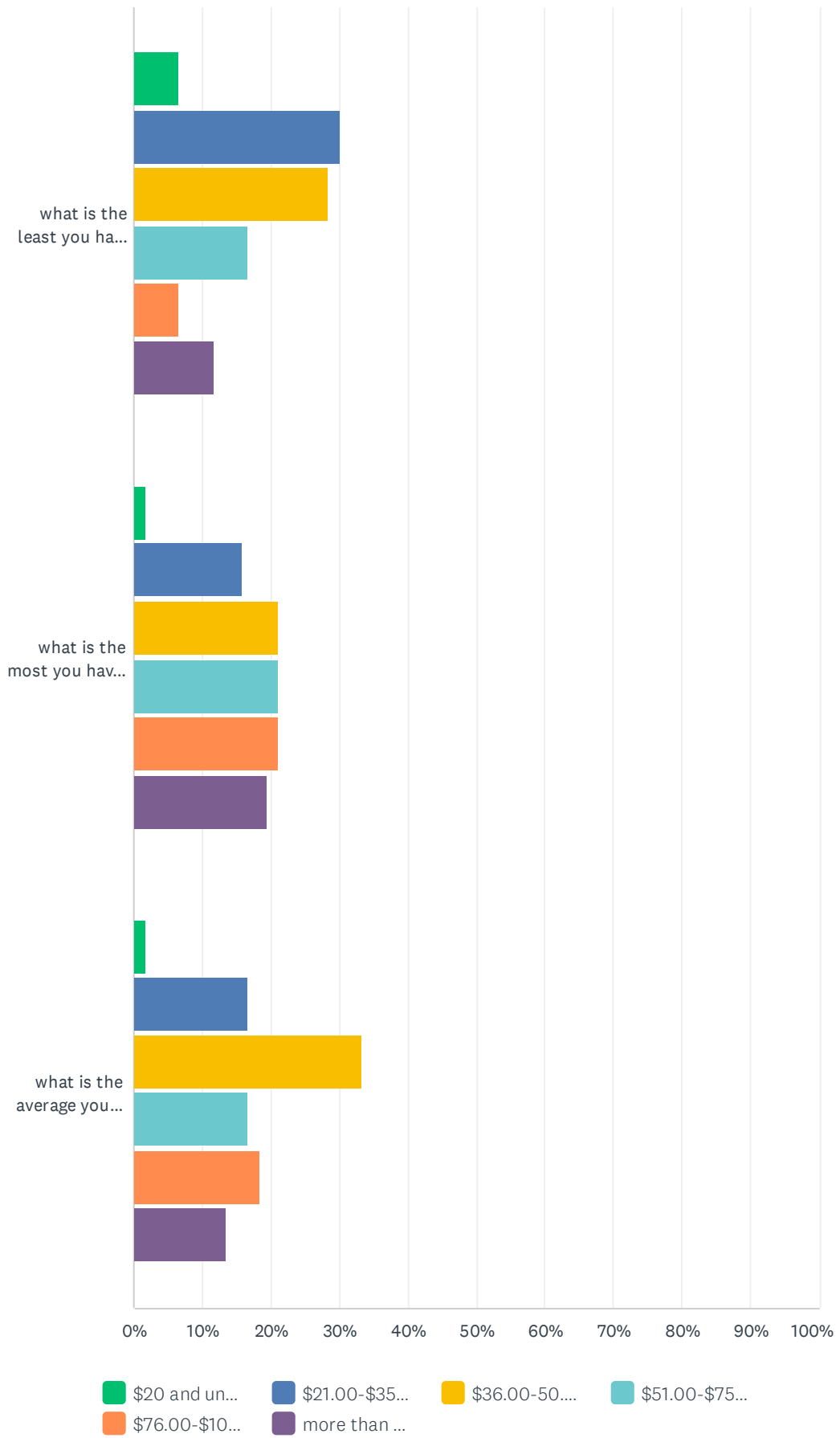
Answered: 58 Skipped: 75



ANSWER CHOICES	RESPONSES	
in-person?	91.38%	53
virtually?	51.72%	30
Total Respondents: 58		

Q25 When conducting a very extended program of more than 10 days, up to a few hours per session:

Answered: 60 Skipped: 73



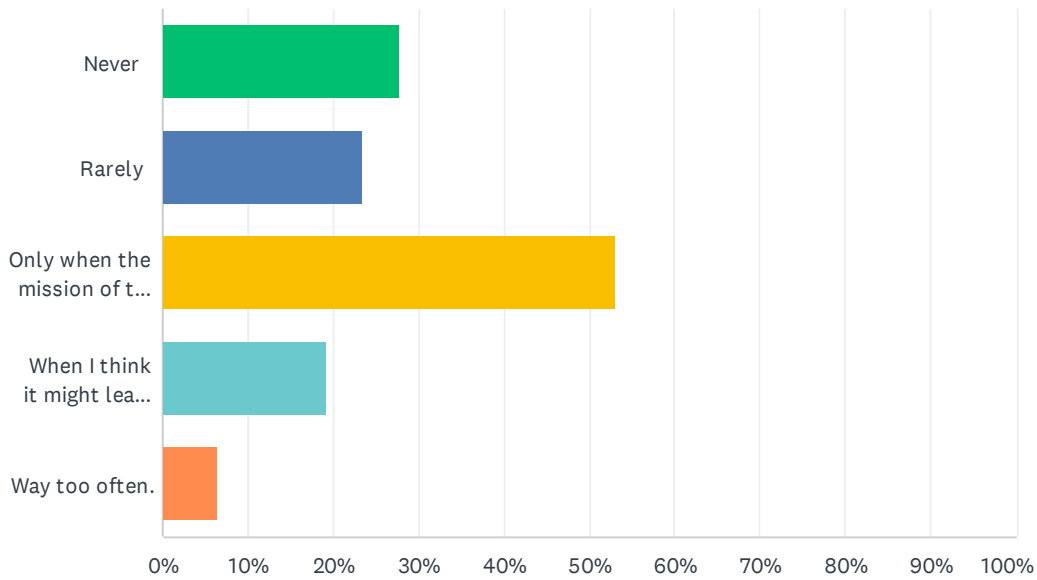
	\$20 AND UNDER	\$21.00-\$35.00	\$36.00-50.00	\$51.00-\$75.00	\$76.00-\$100.00	MORE THAN \$100	TOTAL
what is the least you have charged per hour of teaching time?	6.67% 4	30.00% 18	28.33% 17	16.67% 10	6.67% 4	11.67% 7	60
what is the most you have charged per hour of teaching time?	1.75% 1	15.79% 9	21.05% 12	21.05% 12	21.05% 12	19.30% 11	57
what is the average you have charged per hour of teaching time?	1.67% 1	16.67% 10	33.33% 20	16.67% 10	18.33% 11	13.33% 8	60

Q26 You are invited to share why you charged significantly less or more for a particular gig.

Answered: 15 Skipped: 118

Q27 I have taught programs for free (check all that apply)

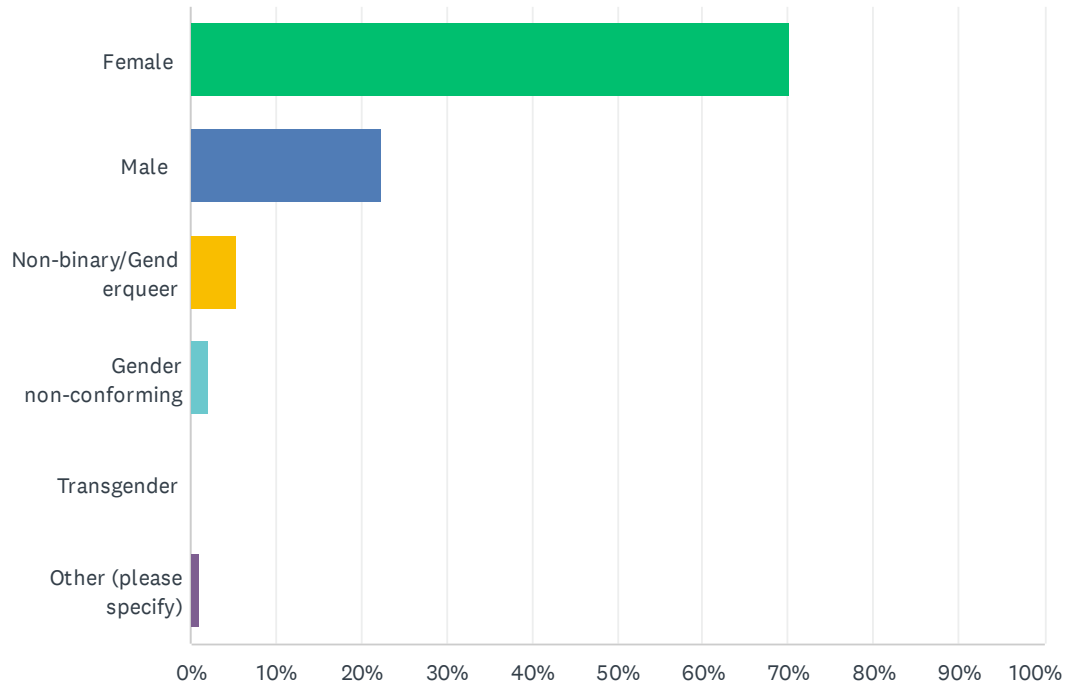
Answered: 94 Skipped: 39



ANSWER CHOICES	RESPONSES	
Never	27.66%	26
Rarely	23.40%	22
Only when the mission of the organization is something I really believe in and they don't have money to hire me.	53.19%	50
When I think it might lead to paying work later.	19.15%	18
Way too often.	6.38%	6
Total Respondents: 94		

Q28 I identify as:

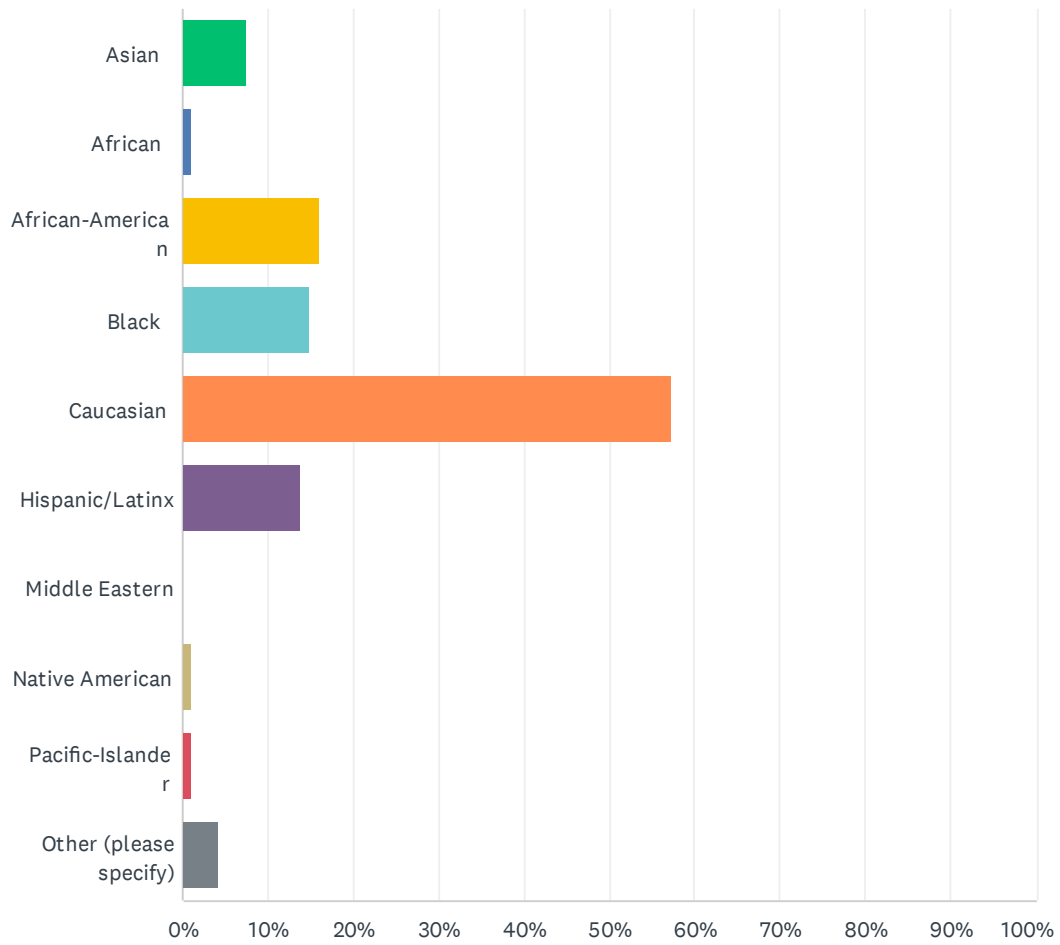
Answered: 94 Skipped: 39



ANSWER CHOICES	RESPONSES	
Female	70.21%	66
Male	22.34%	21
Non-binary/Genderqueer	5.32%	5
Gender non-conforming	2.13%	2
Transgender	0.00%	0
Other (please specify)	1.06%	1
Total Respondents: 94		

Q29 I identify as:

Answered: 94 Skipped: 39



ANSWER CHOICES	RESPONSES	
Asian	7.45%	7
African	1.06%	1
African-American	15.96%	15
Black	14.89%	14
Caucasian	57.45%	54
Hispanic/Latinx	13.83%	13
Middle Eastern	0.00%	0
Native American	1.06%	1
Pacific-Islander	1.06%	1
Other (please specify)	4.26%	4
Total Respondents: 94		