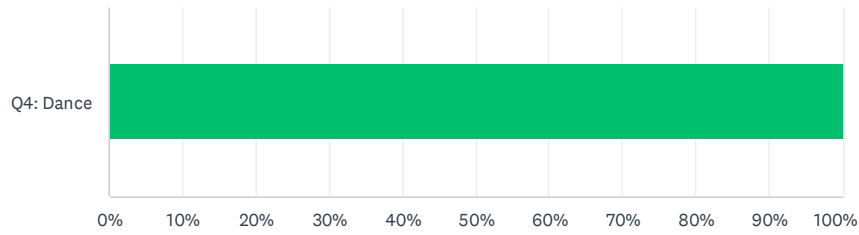


Q1 In the last two years, did you work as a teaching artist in the Greater Philadelphia area?

Answered: 13 Skipped: 0

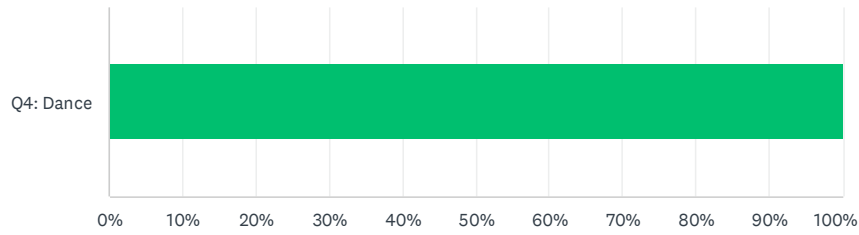


Yes
 No

	YES	NO	TOTAL
Q4: Dance	100.00% 13	0.00% 0	100.00% 13
Total Respondents	13	0	13

Q3 In the last two years, did you work as a teaching artist as an independent contractor?

Answered: 13 Skipped: 0

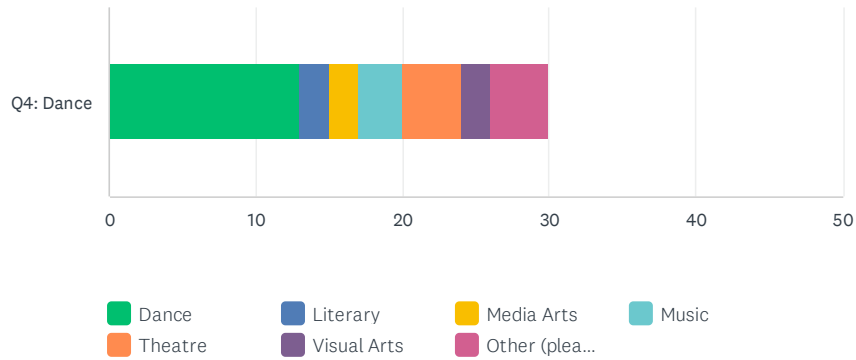


■ Yes ■ No

	YES	NO	TOTAL
Q4: Dance	100.00% 13	0.00% 0	100.00% 13
Total Respondents	13	0	13

Q4 In what artistic discipline(s) did you teach? (Check all that apply.)

Answered: 13 Skipped: 0

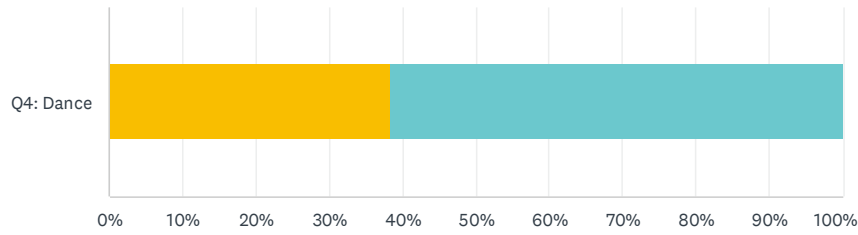


	DANCE	LITERARY	MEDIA ARTS	MUSIC	THEATRE	VISUAL ARTS	OTHER (PLEASE SPECIFY)	TOTAL
Q4: Dance	100.00%	15.38%	15.38%	23.08%	30.77%	15.38%	30.77%	230.77%
	13	2	2	3	4	2	4	30
Total Respondents	13	2	2	3	4	2	4	13

#	Q4: DANCE	DATE
1	Folk traditions.	7/29/2022 11:16 AM
2	Kids Yoga Teacher	7/27/2022 3:51 PM
3	Programming	7/20/2022 4:33 PM
4	Arts administration	7/20/2022 3:30 PM

Q5 For how many years have you been a teaching artist?

Answered: 13 Skipped: 0

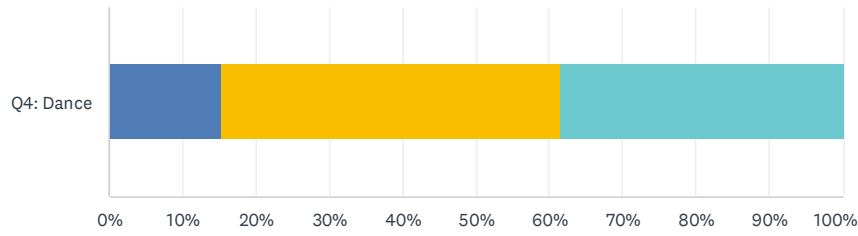


■ Less than 2
 ■ 2-5
 ■ 6-10
 ■ more than 10

	LESS THAN 2	2-5	6-10	MORE THAN 10	TOTAL
Q4: Dance	0.00% 0	0.00% 0	38.46% 5	61.54% 8	100.00% 13
Total Respondents	0	0	5	8	13

Q6 What is your highest level of education? This will help us see if pay rate varies depending on level of education.

Answered: 13 Skipped: 0

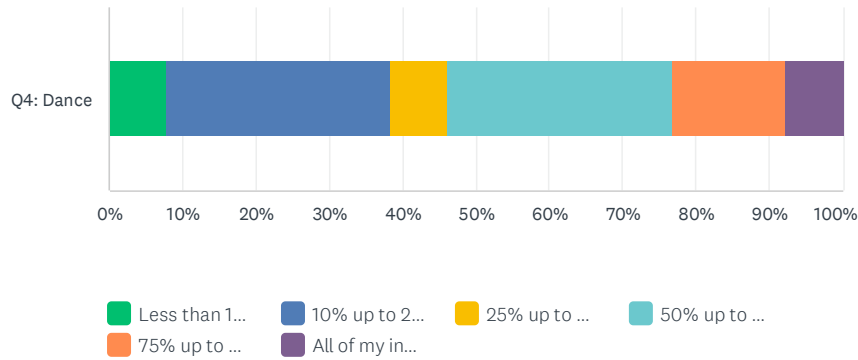


■ Some high ...
 ■ High school...
 ■ Bachelor's
 ■ Master's
 ■ Doctorate

	SOME HIGH SCHOOL	HIGH SCHOOL GRADUATE	BACHELOR'S	MASTER'S	DOCTORATE	TOTAL
Q4: Dance	0.00% 0	15.38% 2	46.15% 6	38.46% 5	0.00% 0	100.00% 13
Total Respondents	0	2	6	5	0	13

Q7 What percent of your total annual income do you estimate comes from your work as a teaching artist? Again, an estimate is fine!

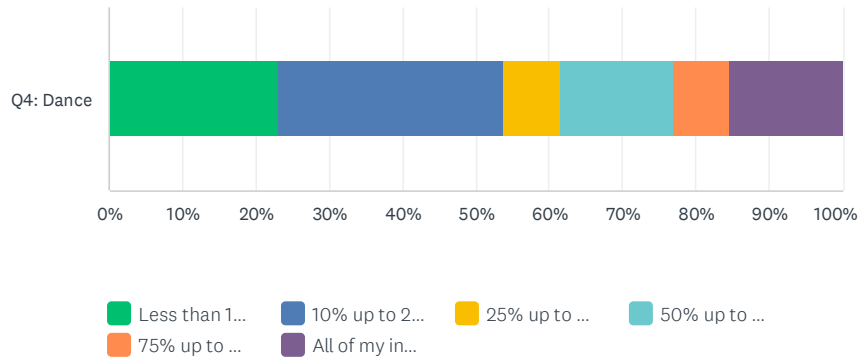
Answered: 13 Skipped: 0



	LESS THAN 10%	10% UP TO 25%	25% UP TO 50%	50% UP TO 75%	75% UP TO 90%	ALL OF MY INCOME COMES FROM WORK AS A TEACHING ARTIST	TOTAL
Q4: Dance	7.69% 1	30.77% 4	7.69% 1	30.77% 4	15.38% 2	7.69% 1	100.00% 13
Total Respondents	1	4	1	4	2	1	13

Q8 What percent of your total income as a teaching artist is paid as an independent contractor? Again, an estimate is fine!

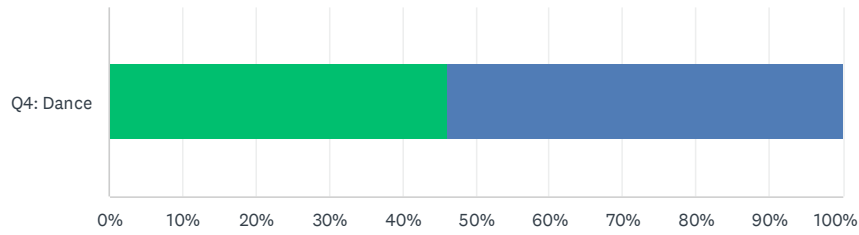
Answered: 13 Skipped: 0



	LESS THAN 10%	10% UP TO 25%	25% UP TO 50%	50% UP TO 75%	75% UP TO 90%	ALL OF MY INCOME IS EARNED AS AN INDEPENDENT CONTRACTOR	TOTAL
Q4: Dance	23.08% 3	30.77% 4	7.69% 1	15.38% 2	7.69% 1	15.38% 2	100.00% 13
Total Respondents	3	4	1	2	1	2	13

Q9 In the next two years, do you expect your pay rate to:

Answered: 13 Skipped: 0

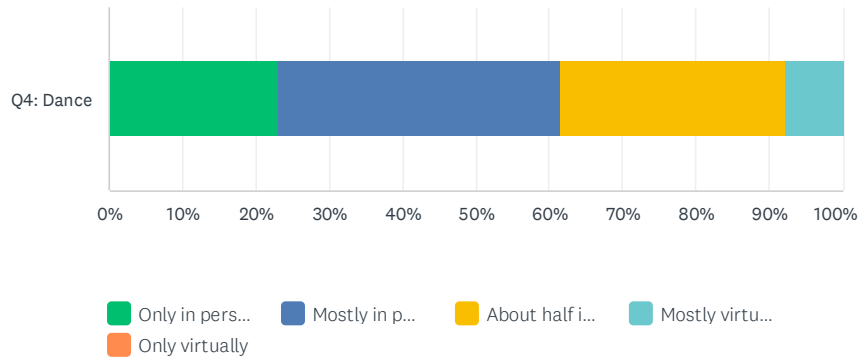


■ Increase
 ■ Stay about ...
 ■ Decrease

	INCREASE	STAY ABOUT THE SAME	DECREASE	TOTAL
Q4: Dance	46.15% 6	53.85% 7	0.00% 0	100.00% 13
Total Respondents	6	7	0	13

Q10 In the next two years, do you expect to teach:

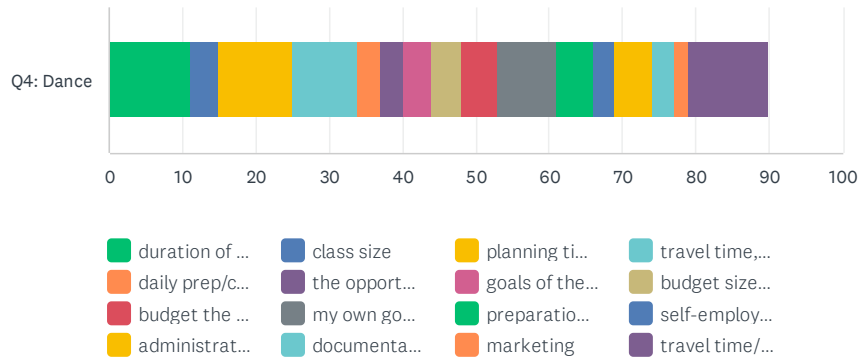
Answered: 13 Skipped: 0



	ONLY IN PERSON.	MOSTLY IN PERSON	ABOUT HALF IN PERSON AND HALF VIRTUALLY	MOSTLY VIRTUALLY	ONLY VIRTUALLY	TOTAL
Q4: Dance	23.08% 3	38.46% 5	30.77% 4	7.69% 1	0.00% 0	100.00% 13
Total Respondents	3	5	4	1	0	13

Q11 When setting your hourly teaching rate, which of these factors do you take into account? (Check all that apply.)

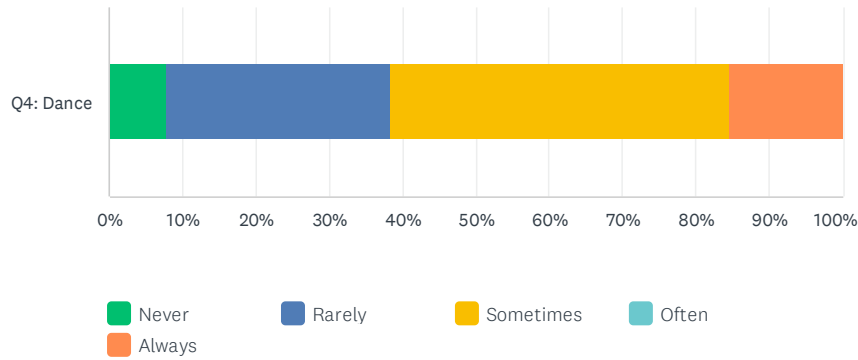
Answered: 13 Skipped: 0



	DURATION OF THE PROGRAM, THAT IS, WHETHER IT IS A ONE-TIME OR MORE EXTENDED PROGRAM	CLASS SIZE	PLANNING TIME	TRAVEL TIME, IF IN PERSON	DAILY PREP/CLEAN-UP TIME	THE OPPORTUNITY TO TEACH VIRTUALLY	GOALS OF THE HOST SITE (FOR EXAMPLE, SCHOOL, COMMUNITY SITE, ETC.)	BUDGET SIZE OF THE HOST ORGANIZATION	BUDGET THE HOST ORGANIZATION HAS SET ASIDE FOR THIS PROJECT	
Q4: Dance	84.62% 11	30.77% 4	76.92% 10	69.23% 9	23.08% 3	23.08% 3	30.77% 4	30.77% 4	38.46% 5	
Total Respondents	11	4	10	9	3	3	4	4	5	
	OTHER (PLEASE SPECIFY)								TOTAL	
Q4: Dance									0	0

Q12 How often do you charge for non-teaching time (for example, prep, planning, etc.)?

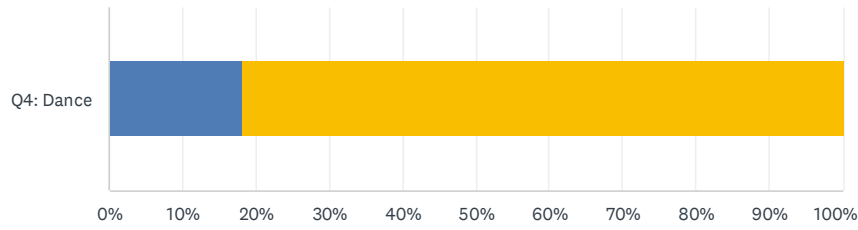
Answered: 13 Skipped: 0



	NEVER	RARELY	SOMETIMES	OFTEN	ALWAYS	TOTAL
Q4: Dance	7.69% 1	30.77% 4	46.15% 6	0.00% 0	15.38% 2	100.00% 13
Total Respondents	1	4	6	0	2	13

Q13 If you do charge for non-teaching time (for example, prep, planning, etc), do you charge at a rate that is:

Answered: 11 Skipped: 2

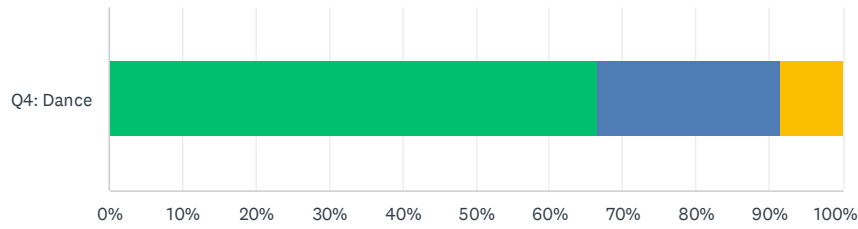


■ More than ...
 ■ The same a...
 ■ Less than ...

	MORE THAN MY TEACHING TIME RATE	THE SAME AS MY TEACHING TIME RATE	LESS THAN MY TEACHING TIME RATE	TOTAL
Q4: Dance	0.00% 0	18.18% 2	81.82% 9	100.00% 11
Total Respondents	0	2	9	11

Q14 If you teach both in-person and virtually, do you charge different rates?

Answered: 12 Skipped: 1

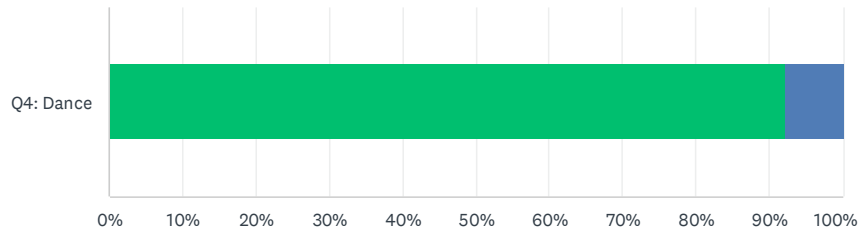


■ I charge th...
 ■ I charge a h...
 ■ I charge a h...

	I CHARGE THE SAME RATES TO TEACH EITHER IN-PERSON OR VIRTUALLY.	I CHARGE A HIGHER RATE TO TEACH IN PERSON.	I CHARGE A HIGHER RATE TO TEACH VIRTUALLY.	TOTAL
Q4: Dance	66.67% 8	25.00% 3	8.33% 1	100.00% 12
Total Respondents	8	3	1	12

Q15 Did you teach any one-time programs in the last two years?

Answered: 13 Skipped: 0

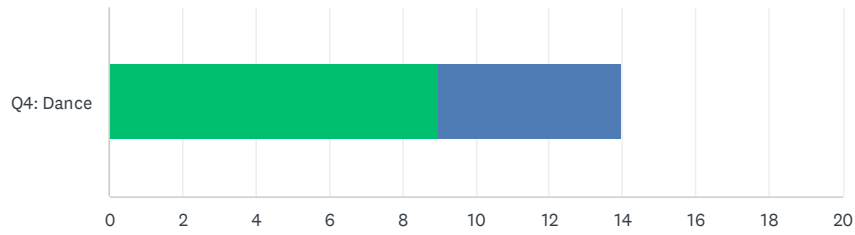


■ Yes ■ No

	YES	NO	TOTAL
Q4: Dance	92.31% 12	7.69% 1	100.00% 13
Total Respondents	12	1	13

Q16 When conducting a one-time program, did you teach (check all that apply):

Answered: 12 Skipped: 1



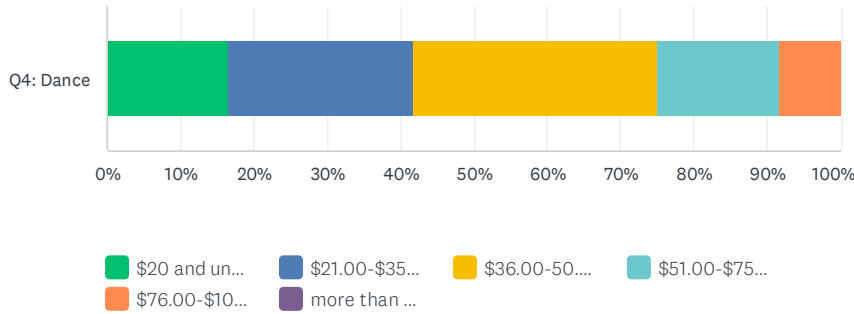
■ in-person? ■ virtually?

	IN-PERSON?	VIRTUALLY?	TOTAL
Q4: Dance	75.00% 9	41.67% 5	116.67% 14
Total Respondents	9	5	12

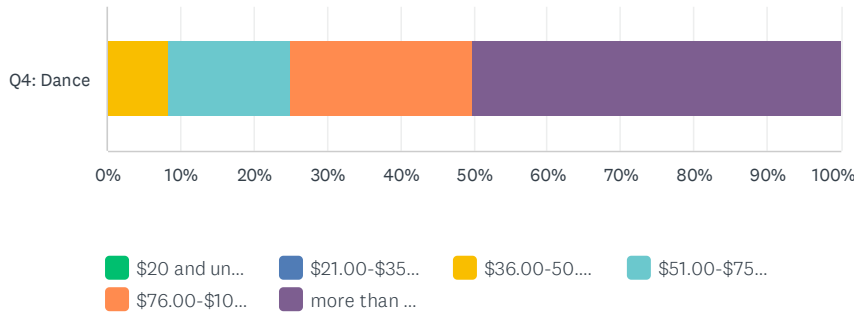
Q17 When conducting a one-time program (up to one day):

Answered: 12 Skipped: 1

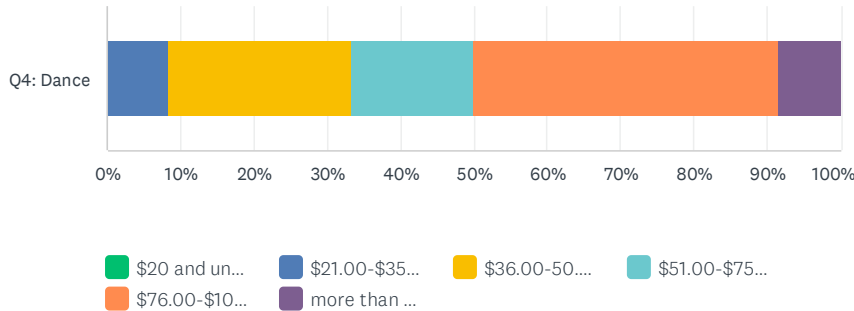
what is the least you have charged per hour of teaching time?



what is the most you have charged per hour of teaching time?



what is the average you have charged per hour of teaching time?



what is the least you have charged per hour of teaching time?

	\$20 AND UNDER	\$21.00-\$35.00	\$36.00-50.00	\$51.00-\$75.00	\$76.00-\$100.00	MORE THAN \$100	TOTAL
Q4: Dance	16.67%	25.00%	33.33%	16.67%	8.33%	0.00%	100.00%
	2	3	4	2	1	0	12

what is the most you have charged per hour of teaching time?

	\$20 AND UNDER	\$21.00-\$35.00	\$36.00-50.00	\$51.00-\$75.00	\$76.00-\$100.00	MORE THAN \$100	TOTAL
Q4: Dance	0.00%	0.00%	8.33%	16.67%	25.00%	50.00%	100.00%
	0	0	1	2	3	6	12

what is the average you have charged per hour of teaching time?

	\$20 AND UNDER	\$21.00-\$35.00	\$36.00-50.00	\$51.00-\$75.00	\$76.00-\$100.00	MORE THAN \$100	TOTAL
Q4: Dance	0.00%	8.33%	25.00%	16.67%	41.67%	8.33%	100.00%
	0	1	3	2	5	1	12

Q18 You are invited to share why you charged significantly less or more for a particular gig.

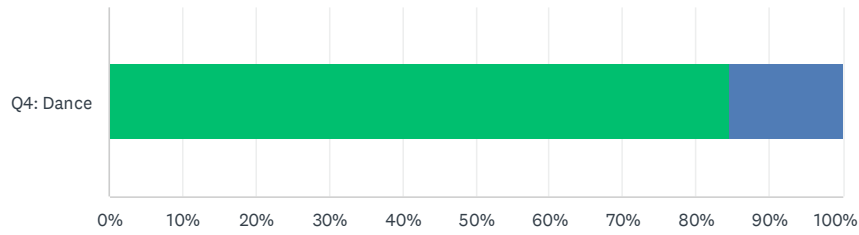
Answered: 9 Skipped: 4

	YOU ARE INVITED TO SHARE WHY YOU CHARGED SIGNIFICANTLY LESS OR MORE FOR A PARTICULAR GIG.	TOTAL
Q4: Dance		100.00% 9
Total Respondents	9	9

#	Q4: DANCE	DATE
1	I charge more for established organizations with substantial resources	8/24/2022 1:16 PM
2	Compelling reasons for adjusting a cachet run the gamut from the philosophical to the practical!	8/15/2022 6:34 PM
3	Budget of the company or if it's a favor for a collaborator	8/15/2022 4:51 PM
4	They can't afford to pay more	8/3/2022 1:56 PM
5	Because the pandemic let me without money I need to have something.	7/29/2022 11:20 AM
6	It depends on the organization. If it's a community based and I know they don't have the budget I charge less or even free. Also depends on how much work I need to prep and the duration of the session.	7/28/2022 2:30 PM
7	At my contracted weekly teaching slot, the organization has a set rate. When I am out on my own doing monthly workshops, I charge a higher rate. Most of those monthly workshops are hosted at libraries or preschools and they tend to have a higher per workshop rate for speciality workshops than an average weekly class rate. The weekly classes are also capped at 12 - 15 students, whereas the monthly/speciality workshops are usually much larger and open to the public (ie libraries) or with larger audiences (preschools, where I may do 2-4 classes in a day, but I will see all the students in the school)	7/20/2022 4:48 PM
8	When considering contracts, the relationship, opportunity for repeat business, budget and travel are considered. It is my desire to make my artistic experiences and expertise available to all; regardless of budget. However, I will not work for free; in-kind services are offered in lieu of free so that I may show in business expenses.	7/20/2022 4:39 PM
9	I'm not often "setting" my rates, I'm responding to offers from organizations and then try to talk them into a liveable wage.	7/20/2022 3:31 PM

Q19 Did you teach any multiple-time programs, up to 10 days, in the last two years?

Answered: 13 Skipped: 0

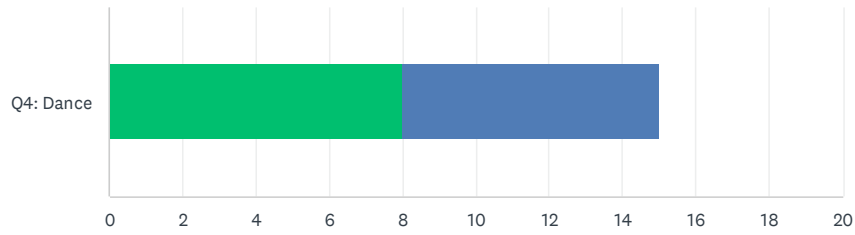


■ Yes
 ■ No

	YES	NO	TOTAL
Q4: Dance	84.62% 11	15.38% 2	100.00% 13
Total Respondents	11	2	13

Q20 When conducting a program of multiple days, did you teach (check all that apply):

Answered: 10 Skipped: 3



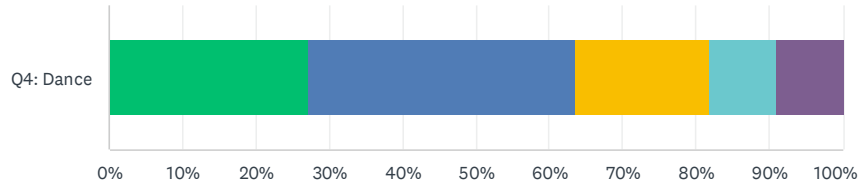
■ in-person? ■ virtually?

	IN-PERSON?	VIRTUALLY?	TOTAL
Q4: Dance	80.00% 8	70.00% 7	150.00% 15
Total Respondents	8	7	10

Q21 When conducting a program of multiple days, up to 10 days, up to a few hours per session:

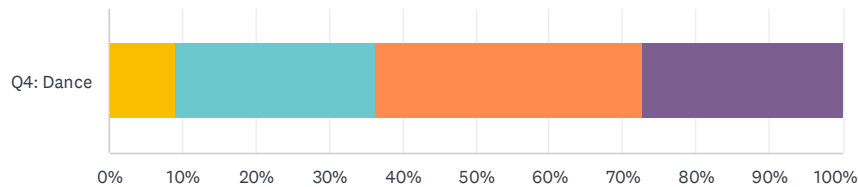
Answered: 11 Skipped: 2

what is the least you have charged per hour of teaching time?



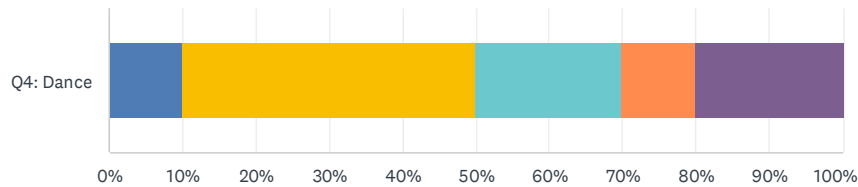
■ \$20 and un...
 ■ \$21.00-\$35...
 ■ \$36.00-50...
 ■ \$51.00-\$75...
 ■ \$76.00-\$10...
 ■ more than ...

what is the most you have charged per hour of teaching time?



■ \$20 and un...
 ■ \$21.00-\$35...
 ■ \$36.00-50...
 ■ \$51.00-\$75...
 ■ \$76.00-\$10...
 ■ more than ...

what is the average you have charged per hour of teaching time?



■ \$20 and un...
 ■ \$21.00-\$35...
 ■ \$36.00-50...
 ■ \$51.00-\$75...
 ■ \$76.00-\$10...
 ■ more than ...

what is the least you have charged per hour of teaching time?							
	\$20 AND UNDER	\$21.00-\$35.00	\$36.00-50.00	\$51.00-\$75.00	\$76.00-\$100.00	MORE THAN \$100	TOTAL
Q4: Dance	27.27%	36.36%	18.18%	9.09%	0.00%	9.09%	100.00%
	3	4	2	1	0	1	11
what is the most you have charged per hour of teaching time?							
	\$20 AND UNDER	\$21.00-\$35.00	\$36.00-50.00	\$51.00-\$75.00	\$76.00-\$100.00	MORE THAN \$100	TOTAL
Q4: Dance	0.00%	0.00%	9.09%	27.27%	36.36%	27.27%	100.00%
	0	0	1	3	4	3	11
what is the average you have charged per hour of teaching time?							
	\$20 AND UNDER	\$21.00-\$35.00	\$36.00-50.00	\$51.00-\$75.00	\$76.00-\$100.00	MORE THAN \$100	TOTAL
Q4: Dance	0.00%	10.00%	40.00%	20.00%	10.00%	20.00%	90.91%
	0	1	4	2	1	2	10

Q22 You are invited to share why you charged significantly less or more for a particular gig.

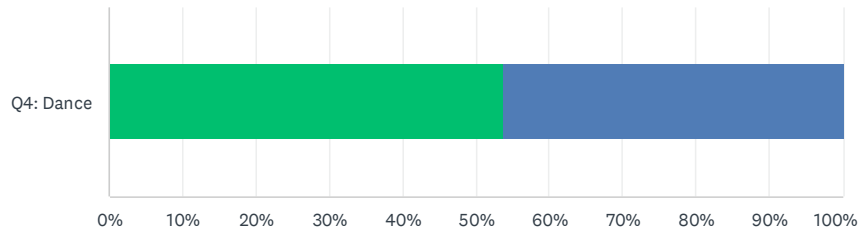
Answered: 4 Skipped: 9

	YOU ARE INVITED TO SHARE WHY YOU CHARGED SIGNIFICANTLY LESS OR MORE FOR A PARTICULAR GIG.	TOTAL
Q4: Dance	100.00%	100.00%
	4	4
Total Respondents	4	4

#	Q4: DANCE	DATE
1	If there is a very particular interest and inclination towards the "gig" the rate is clearly upped.	8/15/2022 6:40 PM
2	My job don't have benefits and is better for me to have money in my pocket .	7/29/2022 11:24 AM
3	This rate is usually part of a on-going weekly class program where I teach the same day and time but to a class size of 12-15 students.	7/20/2022 4:49 PM
4	N/A	7/20/2022 4:42 PM

Q23 Did you teach any extended programs of more than 10 days in the last two years?

Answered: 13 Skipped: 0

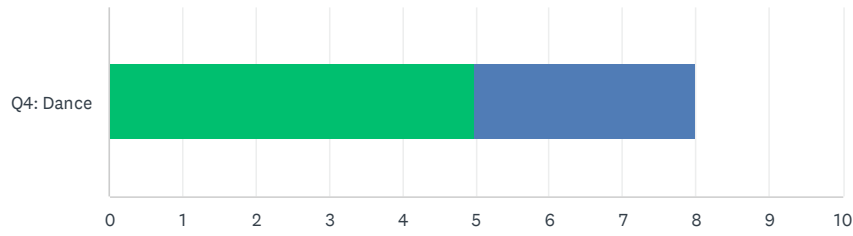


■ Yes
 ■ No

	YES	NO	TOTAL
Q4: Dance	53.85% 7	46.15% 6	100.00% 13
Total Respondents	7	6	13

Q24 When conducting a very extended program of more than ten days, did you teach (check all that apply):

Answered: 6 Skipped: 7



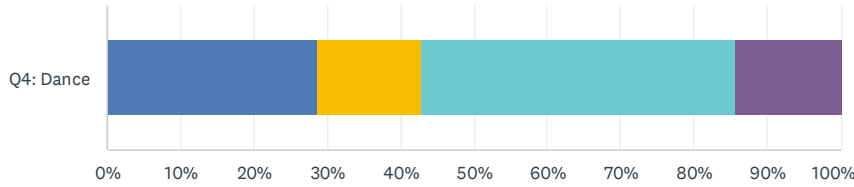
■ in-person? ■ virtually?

	IN-PERSON?	VIRTUALLY?	TOTAL
Q4: Dance	83.33% 5	50.00% 3	133.33% 8
Total Respondents	5	3	6

Q25 When conducting a very extended program of more than 10 days, up to a few hours per session:

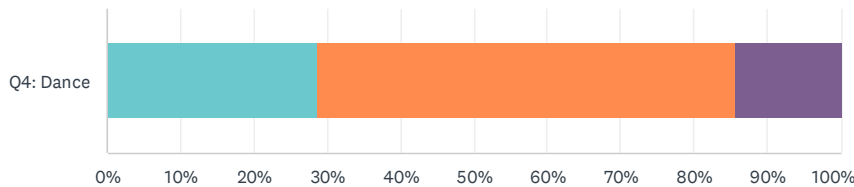
Answered: 7 Skipped: 6

what is the least you have charged per hour of teaching time?



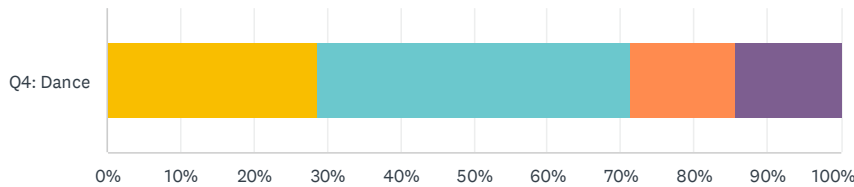
■ \$20 and un...
 ■ \$21.00-\$35...
 ■ \$36.00-50...
 ■ \$51.00-\$75...
 ■ \$76.00-\$10...
 ■ more than ...

what is the most you have charged per hour of teaching time?



■ \$20 and un...
 ■ \$21.00-\$35...
 ■ \$36.00-50...
 ■ \$51.00-\$75...
 ■ \$76.00-\$10...
 ■ more than ...

what is the average you have charged per hour of teaching time?



■ \$20 and un...
 ■ \$21.00-\$35...
 ■ \$36.00-50...
 ■ \$51.00-\$75...
 ■ \$76.00-\$10...
 ■ more than ...

what is the least you have charged per hour of teaching time?							
	\$20 AND UNDER	\$21.00-\$35.00	\$36.00-50.00	\$51.00-\$75.00	\$76.00-\$100.00	MORE THAN \$100	TOTAL
Q4: Dance	0.00%	28.57%	14.29%	42.86%	0.00%	14.29%	100.00%
	0	2	1	3	0	1	7
what is the most you have charged per hour of teaching time?							
	\$20 AND UNDER	\$21.00-\$35.00	\$36.00-50.00	\$51.00-\$75.00	\$76.00-\$100.00	MORE THAN \$100	TOTAL
Q4: Dance	0.00%	0.00%	0.00%	28.57%	57.14%	14.29%	100.00%
	0	0	0	2	4	1	7
what is the average you have charged per hour of teaching time?							
	\$20 AND UNDER	\$21.00-\$35.00	\$36.00-50.00	\$51.00-\$75.00	\$76.00-\$100.00	MORE THAN \$100	TOTAL
Q4: Dance	0.00%	0.00%	28.57%	42.86%	14.29%	14.29%	100.00%
	0	0	2	3	1	1	7

Q26 You are invited to share why you charged significantly less or more for a particular gig.

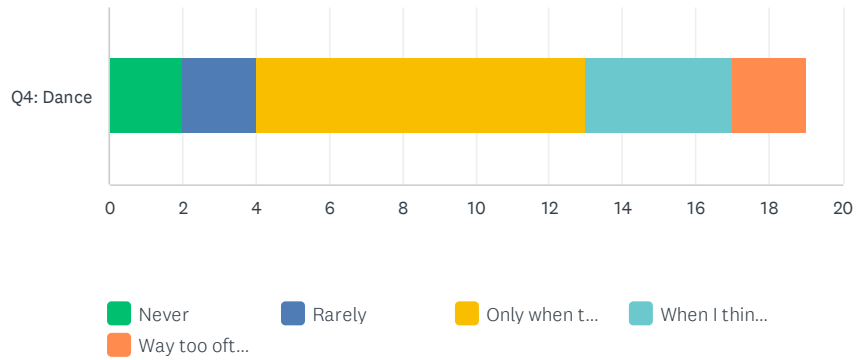
Answered: 4 Skipped: 9

	YOU ARE INVITED TO SHARE WHY YOU CHARGED SIGNIFICANTLY LESS OR MORE FOR A PARTICULAR GIG.	TOTAL
Q4: Dance		100.00% 4
Total Respondents	4	4

#	Q4: DANCE	DATE
1	These are ongoing grant programs through the hospital.	8/24/2022 1:18 PM
2	It was the school who did.	7/29/2022 11:26 AM
3	Again, not much change in the per hour amount as these opportunities tend to be weekly classes at an 8-12 week session of 12-15 students per week. Smaller classes	7/20/2022 4:50 PM
4	N/A	7/20/2022 4:42 PM

Q27 I have taught programs for free (check all that apply)

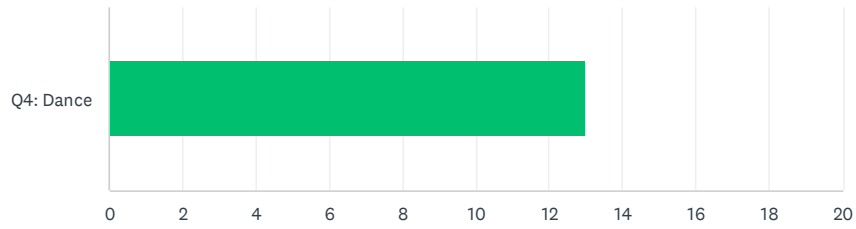
Answered: 13 Skipped: 0



	NEVER	RARELY	ONLY WHEN THE MISSION OF THE ORGANIZATION IS SOMETHING I REALLY BELIEVE IN AND THEY DON'T HAVE MONEY TO HIRE ME.	WHEN I THINK IT MIGHT LEAD TO PAYING WORK LATER.	WAY TOO OFTEN.	TOTAL
Q4: Dance	15.38% 2	15.38% 2	69.23% 9	30.77% 4	15.38% 2	146.15% 19
Total Respondents	2	2	9	4	2	13

Q28 I identify as:

Answered: 13 Skipped: 0

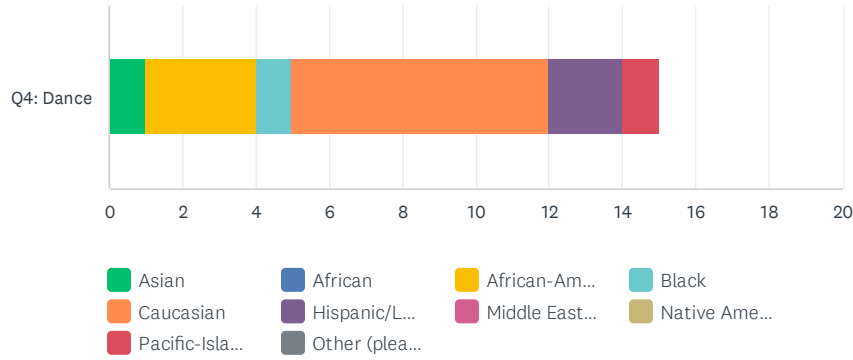


■ Female
 ■ Male
 ■ Non-binary...
 ■ Gender non...
■ Transgender
 ■ Other (plea...

	FEMALE	MALE	NON-BINARY/GENDERQUEER	GENDER NON-CONFORMING	TRANSGENDER	OTHER (PLEASE SPECIFY)	TOTAL
Q4: Dance	100.00% 13	0.00% 0	0.00% 0	0.00% 0	0.00% 0	0.00% 0	100.00% 13
Total Respondents	13	0	0	0	0	0	13

Q29 I identify as:

Answered: 13 Skipped: 0



	ASIAN	AFRICAN	AFRICAN-AMERICAN	BLACK	CAUCASIAN	HISPANIC/LATINX	MIDDLE EASTERN	NATIVE AMERICAN	PACIFIC-ISLANDER	OTHER (PLEASE SPECIFY)	TOTAL
Q4: Dance	7.69%	0.00%	23.08%	7.69%	53.85%	15.38%	0.00%	0.00%	7.69%	0.00%	13
	1	0	3	1	7	2	0	0	1	0	
Total Respondents	1	0	3	1	7	2	0	0	1	0	