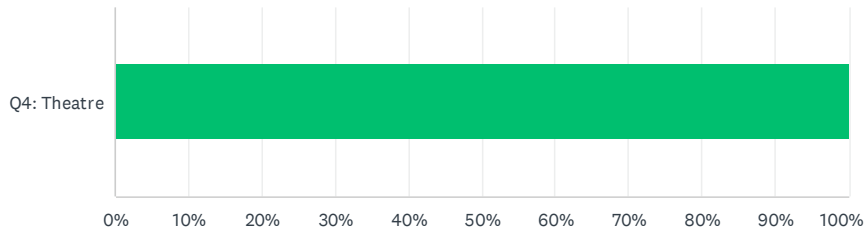


Q1 In the last two years, did you work as a teaching artist in the Greater Philadelphia area?

Answered: 15 Skipped: 0

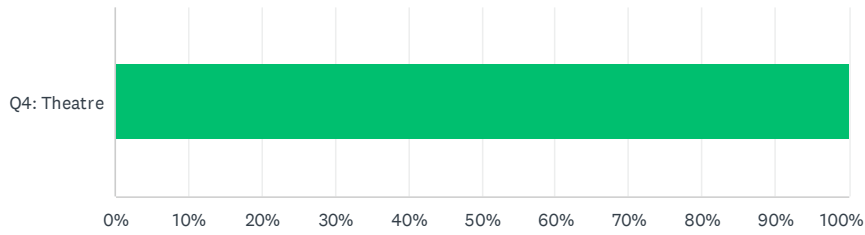


Yes
  No

	YES	NO	TOTAL
Q4: Theatre	100.00% 15	0.00% 0	100.00% 15
Total Respondents	15	0	15

### Q3 In the last two years, did you work as a teaching artist as an independent contractor?

Answered: 15 Skipped: 0

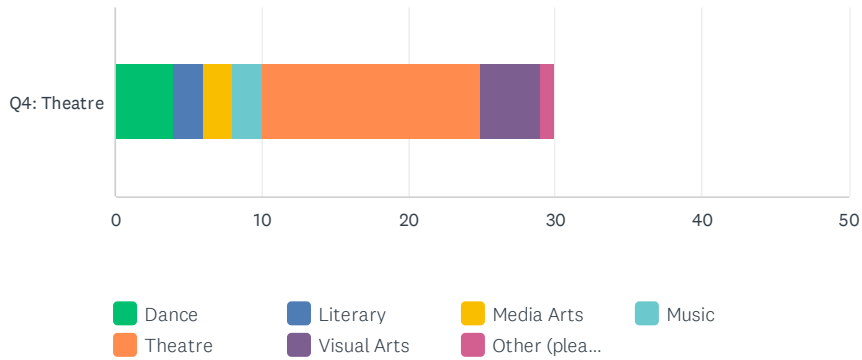


■ Yes ■ No

	YES	NO	TOTAL
Q4: Theatre	100.00% 15	0.00% 0	100.00% 15
Total Respondents	15	0	15

### Q4 In what artistic discipline(s) did you teach? (Check all that apply.)

Answered: 15 Skipped: 0

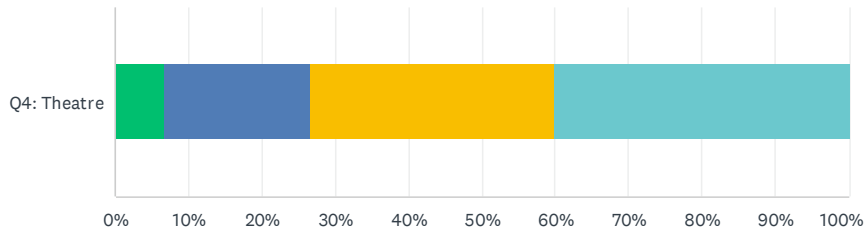


	DANCE	LITERARY	MEDIA ARTS	MUSIC	THEATRE	VISUAL ARTS	OTHER (PLEASE SPECIFY)	TOTAL
Q4: Theatre	26.67% 4	13.33% 2	13.33% 2	13.33% 2	100.00% 15	26.67% 4	6.67% 1	200.00% 30
Total Respondents	4	2	2	2	15	4	1	15

#	Q4: THEATRE	DATE
1	Folk traditions.	7/29/2022 11:16 AM

### Q5 For how many years have you been a teaching artist?

Answered: 15 Skipped: 0

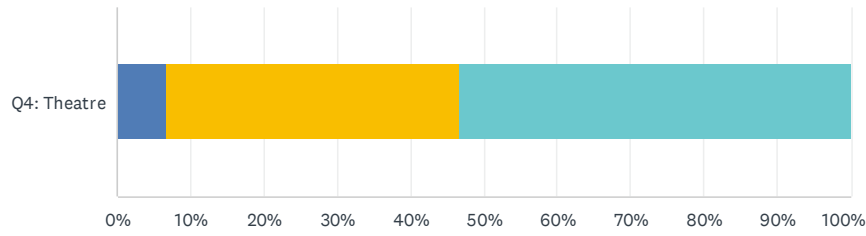


■ Less than 2   
 ■ 2-5   
 ■ 6-10   
 ■ more than 10

	LESS THAN 2	2-5	6-10	MORE THAN 10	TOTAL
Q4: Theatre	6.67% 1	20.00% 3	33.33% 5	40.00% 6	100.00% 15
Total Respondents	1	3	5	6	15

### Q6 What is your highest level of education? This will help us see if pay rate varies depending on level of education.

Answered: 15 Skipped: 0

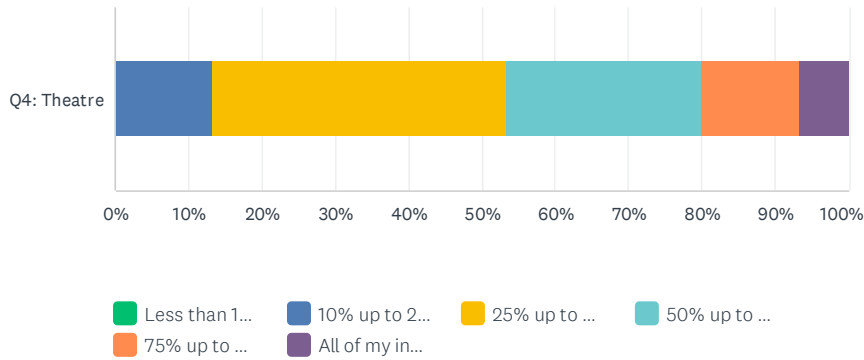


■ Some high ... 
 ■ High school... 
 ■ Bachelor's 
 ■ Master's 
 ■ Doctorate

	SOME HIGH SCHOOL	HIGH SCHOOL GRADUATE	BACHELOR'S	MASTER'S	DOCTORATE	TOTAL
Q4: Theatre	0.00% 0	6.67% 1	40.00% 6	53.33% 8	0.00% 0	100.00% 15
Total Respondents	0	1	6	8	0	15

### Q7 What percent of your total annual income do you estimate comes from your work as a teaching artist? Again, an estimate is fine!

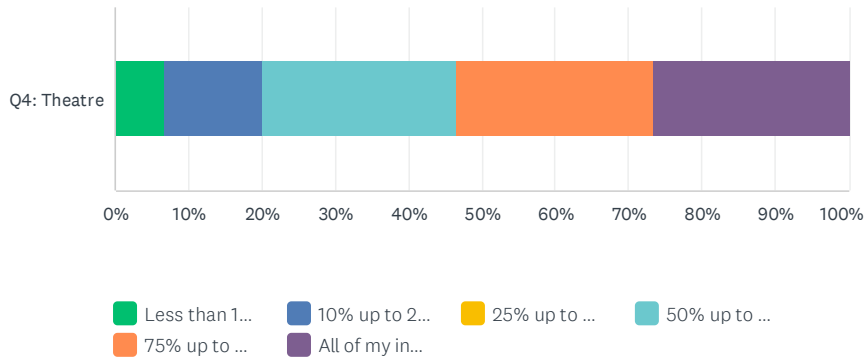
Answered: 15 Skipped: 0



	LESS THAN 10%	10% UP TO 25%	25% UP TO 50%	50% UP TO 75%	75% UP TO 90%	ALL OF MY INCOME COMES FROM WORK AS A TEACHING ARTIST	TOTAL
Q4: Theatre	0.00% 0	13.33% 2	40.00% 6	26.67% 4	13.33% 2	6.67% 1	100.00% 15
Total Respondents	0	2	6	4	2	1	15

### Q8 What percent of your total income as a teaching artist is paid as an independent contractor? Again, an estimate is fine!

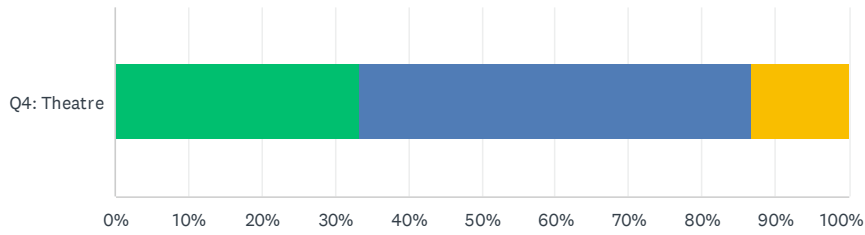
Answered: 15 Skipped: 0



	LESS THAN 10%	10% UP TO 25%	25% UP TO 50%	50% UP TO 75%	75% UP TO 90%	ALL OF MY INCOME IS EARNED AS AN INDEPENDENT CONTRACTOR	TOTAL
Q4: Theatre	6.67% 1	13.33% 2	0.00% 0	26.67% 4	26.67% 4	26.67% 4	100.00% 15
Total Respondents	1	2	0	4	4	4	15

### Q9 In the next two years, do you expect your pay rate to:

Answered: 15 Skipped: 0



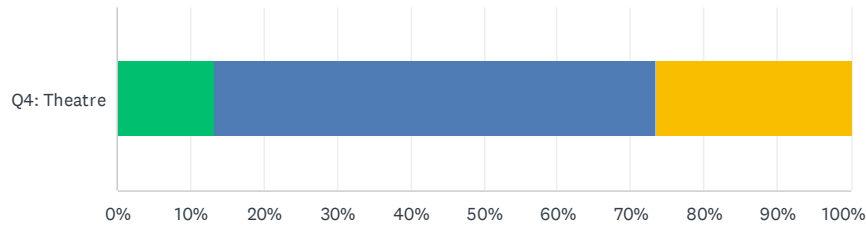
■ Increase    
 ■ Stay about ...    
 ■ Decrease

	INCREASE	STAY ABOUT THE SAME	DECREASE	TOTAL
Q4: Theatre	33.33%	53.33%	13.33%	100.00%
	5	8	2	15
Total Respondents	5	8	2	15



### Q10 In the next two years, do you expect to teach:

Answered: 15 Skipped: 0

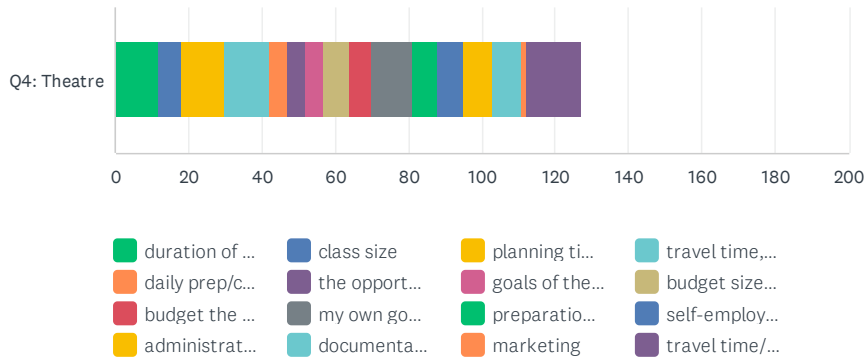


■ Only in pers... 
 ■ Mostly in p... 
 ■ About half i... 
 ■ Mostly virtu... 
 ■ Only virtually

	ONLY IN PERSON.	MOSTLY IN PERSON	ABOUT HALF IN PERSON AND HALF VIRTUALLY	MOSTLY VIRTUALLY	ONLY VIRTUALLY	TOTAL
Q4: Theatre	13.33% 2	60.00% 9	26.67% 4	0.00% 0	0.00% 0	100.00% 15
Total Respondents	2	9	4	0	0	15

### Q11 When setting your hourly teaching rate, which of these factors do you take into account? (Check all that apply.)

Answered: 15 Skipped: 0

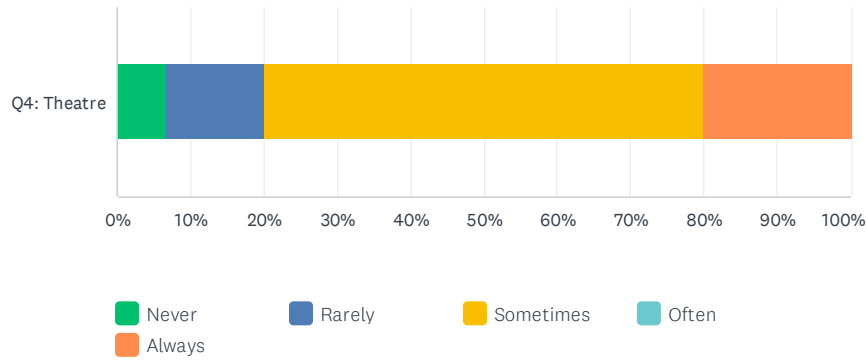


	DURATION OF THE PROGRAM, THAT IS, WHETHER IT IS A ONE-TIME OR MORE EXTENDED PROGRAM	CLASS SIZE	PLANNING TIME	TRAVEL TIME, IF IN PERSON	DAILY PREP/CLEAN-UP TIME	THE OPPORTUNITY TO TEACH VIRTUALLY	GOALS OF THE HOST SITE (FOR EXAMPLE, SCHOOL, COMMUNITY SITE, ETC.)	BUDGET SIZE OF THE HOST ORGANIZATION	BUDGET THE HOST ORGANIZATION HAS SET ASIDE FOR THIS PROJECT
Q4: Theatre	80.00% 12	40.00% 6	80.00% 12	80.00% 12	33.33% 5	33.33% 5	33.33% 5	46.67% 7	40.00% 6
Total Respondents	12	6	12	12	5	5	5	7	6
	OTHER (PLEASE SPECIFY)							TOTAL	
Q4: Theatre								0	0

#	Q4: THEATRE	DATE
1	I have not yet been able to set my hourly rate--they have been determined by the organisations I work with.	8/8/2022 9:09 AM
2	Material/supply cost for the class. Also, I will lower my rate if this is an opportunity to get my foot in the door of a particular organization	7/29/2022 6:40 AM
3	Research. Preparation (writing, concept, production responsibilities).).	7/27/2022 7:51 PM
4	often the teaching rate is offered by the organization, i rarely have any input on it	7/23/2022 4:45 PM

Q12 How often do you charge for non-teaching time (for example, prep, planning, etc.)?

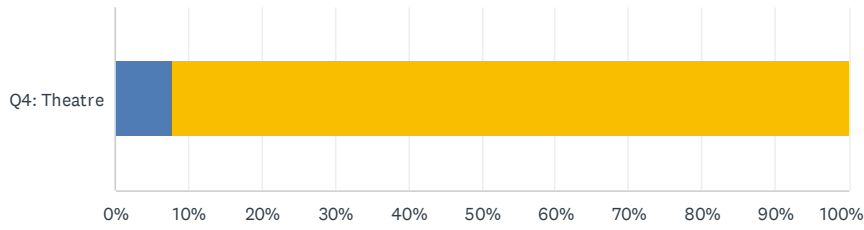
Answered: 15 Skipped: 0



	NEVER	RARELY	SOMETIMES	OFTEN	ALWAYS	TOTAL
Q4: Theatre	6.67% 1	13.33% 2	60.00% 9	0.00% 0	20.00% 3	100.00% 15
Total Respondents	1	2	9	0	3	15

Q13 If you do charge for non-teaching time (for example, prep, planning, etc), do you charge at a rate that is:

Answered: 13 Skipped: 2

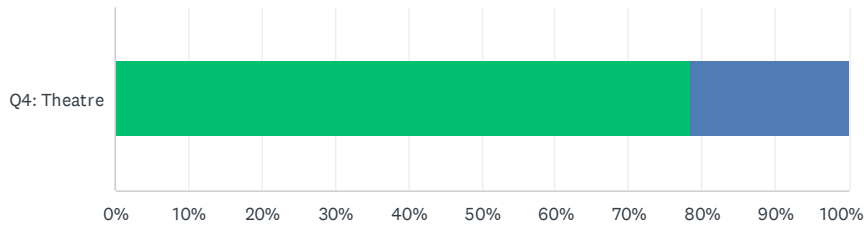


More than ... The same a... Less than ...

	MORE THAN MY TEACHING TIME RATE	THE SAME AS MY TEACHING TIME RATE	LESS THAN MY TEACHING TIME RATE	TOTAL
Q4: Theatre	0.00% 0	7.69% 1	92.31% 12	100.00% 13
Total Respondents	0	1	12	13

### Q14 If you teach both in-person and virtually, do you charge different rates?

Answered: 14 Skipped: 1

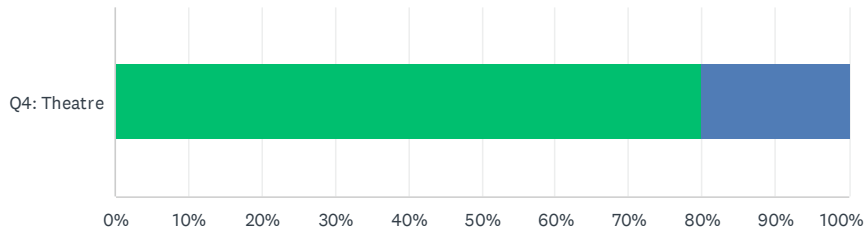


■ I charge th... 
 ■ I charge a h... 
 ■ I charge a h...

	I CHARGE THE SAME RATES TO TEACH EITHER IN-PERSON OR VIRTUALLY.	I CHARGE A HIGHER RATE TO TEACH IN PERSON.	I CHARGE A HIGHER RATE TO TEACH VIRTUALLY.	TOTAL
Q4: Theatre	78.57% 11	21.43% 3	0.00% 0	100.00% 14
Total Respondents	11	3	0	14

### Q15 Did you teach any one-time programs in the last two years?

Answered: 15 Skipped: 0

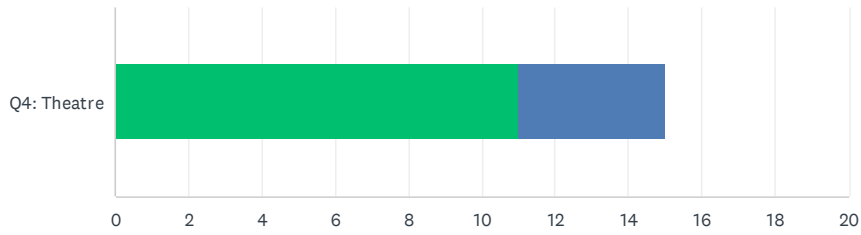


■ Yes ■ No

	YES	NO	TOTAL
Q4: Theatre	80.00% 12	20.00% 3	100.00% 15
Total Respondents	12	3	15

Q16 When conducting a one-time program, did you teach (check all that apply):

Answered: 12 Skipped: 3



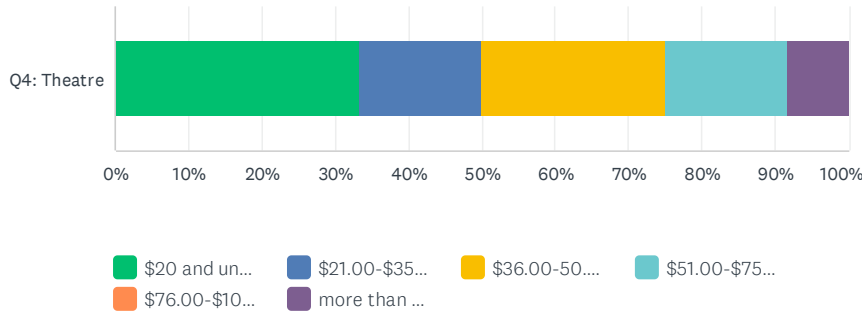
■ in-person? ■ virtually?

	IN-PERSON?	VIRTUALLY?	TOTAL
Q4: Theatre	91.67%	33.33%	125.00%
	11	4	15
Total Respondents	11	4	12

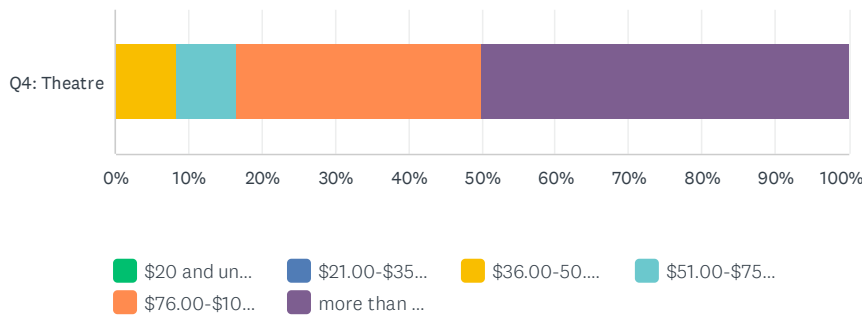
### Q17 When conducting a one-time program (up to one day):

Answered: 12 Skipped: 3

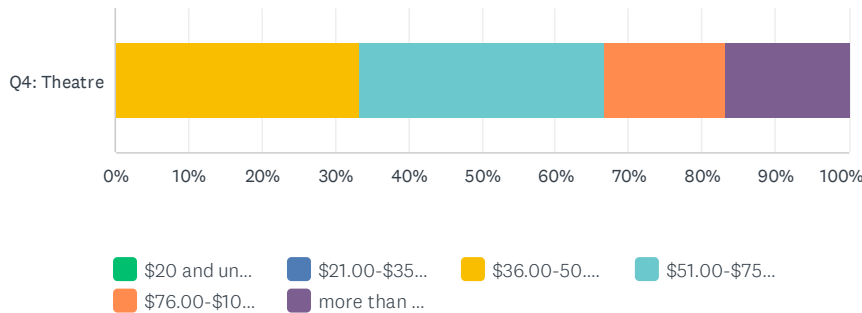
what is the least you have charged per hour of teaching time?



what is the most you have charged per hour of teaching time?



what is the average you have charged per hour of teaching time?



what is the least you have charged per hour of teaching time?

	\$20 AND UNDER	\$21.00-\$35.00	\$36.00-50.00	\$51.00-\$75.00	\$76.00-\$100.00	MORE THAN \$100	TOTAL
Q4: Theatre	33.33%	16.67%	25.00%	16.67%	0.00%	8.33%	100.00%
	4	2	3	2	0	1	12

what is the most you have charged per hour of teaching time?

	\$20 AND UNDER	\$21.00-\$35.00	\$36.00-50.00	\$51.00-\$75.00	\$76.00-\$100.00	MORE THAN \$100	TOTAL
Q4: Theatre	0.00%	0.00%	8.33%	8.33%	33.33%	50.00%	100.00%
	0	0	1	1	4	6	12

what is the average you have charged per hour of teaching time?

	\$20 AND UNDER	\$21.00-\$35.00	\$36.00-50.00	\$51.00-\$75.00	\$76.00-\$100.00	MORE THAN \$100	TOTAL
Q4: Theatre	0.00%	0.00%	33.33%	33.33%	16.67%	16.67%	100.00%
	0	0	4	4	2	2	12



## Q18 You are invited to share why you charged significantly less or more for a particular gig.

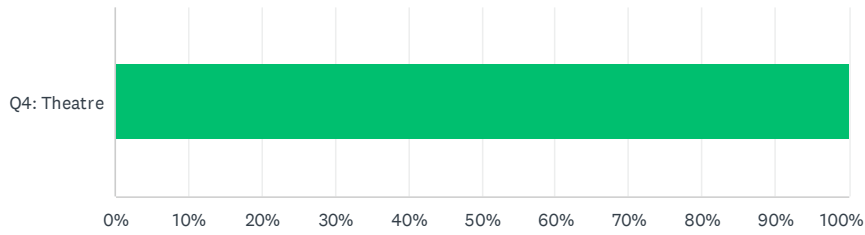
Answered: 7 Skipped: 8

	YOU ARE INVITED TO SHARE WHY YOU CHARGED SIGNIFICANTLY LESS OR MORE FOR A PARTICULAR GIG.	TOTAL
Q4: Theatre	100.00%	100.00%
	7	7
Total Respondents	7	7

#	Q4: THEATRE	DATE
1	it depend on the job.	8/20/2022 10:51 AM
2	Budget of the company or if it's a favor for a collaborator	8/15/2022 4:51 PM
3	Most of the one-off programs I have taught paid \$50 an hour, but I did offer one program for free, as I was testing a curriculum I had developed.	8/8/2022 9:11 AM
4	They can't afford to pay more	8/3/2022 1:56 PM
5	Because the pandemic let me without money I need to have something.	7/29/2022 11:20 AM
6	To get my foot in the door of a particular organization. Also if I really like the group/population I am teaching I feel it is a way to give back to the community	7/29/2022 6:43 AM
7	If it is an inner-city setting I charge less . If it is the suburbs or rural I usually charge more. If it is corporate I charge much more .	7/27/2022 7:57 PM

### Q19 Did you teach any multiple-time programs, up to 10 days, in the last two years?

Answered: 15 Skipped: 0

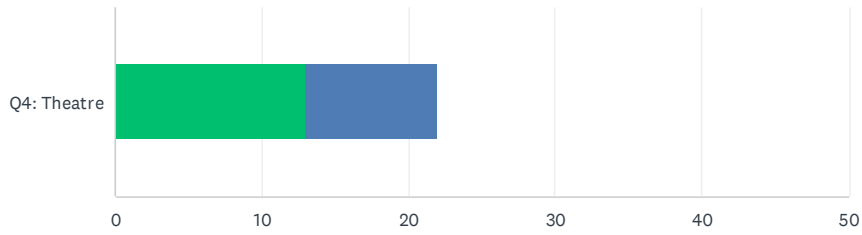


■ Yes ■ No

	YES	NO	TOTAL
Q4: Theatre	100.00% 15	0.00% 0	100.00% 15
Total Respondents	15	0	15

Q20 When conducting a program of multiple days, did you teach (check all that apply):

Answered: 14 Skipped: 1



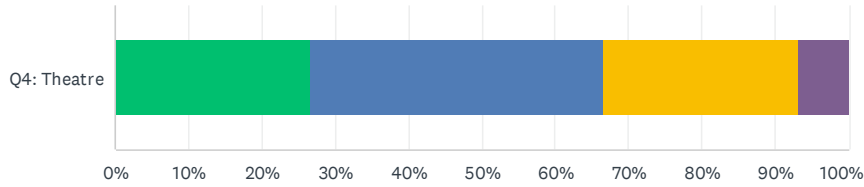
■ in-person? ■ virtually?

	IN-PERSON?	VIRTUALLY?	TOTAL
Q4: Theatre	92.86% 13	64.29% 9	157.14% 22
Total Respondents	13	9	14

### Q21 When conducting a program of multiple days, up to 10 days, up to a few hours per session:

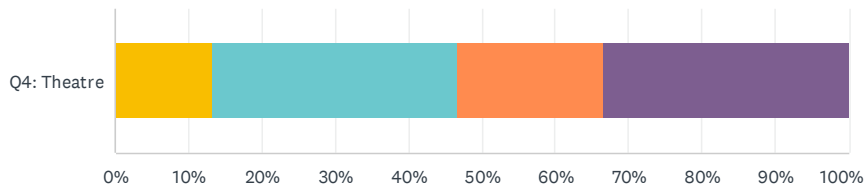
Answered: 15 Skipped: 0

what is the least you have charged per hour of teaching time?



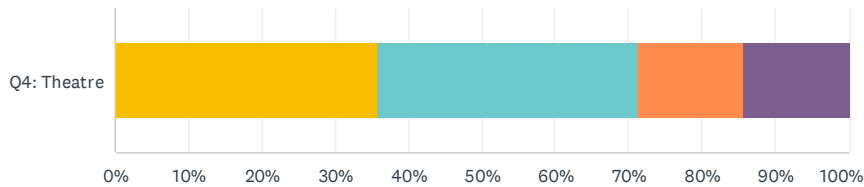
■ \$20 and un... 
 ■ \$21.00-\$35... 
 ■ \$36.00-50... 
 ■ \$51.00-\$75... 
 ■ \$76.00-\$10... 
 ■ more than ...

what is the most you have charged per hour of teaching time?



■ \$20 and un... 
 ■ \$21.00-\$35... 
 ■ \$36.00-50... 
 ■ \$51.00-\$75... 
 ■ \$76.00-\$10... 
 ■ more than ...

what is the average you have charged per hour of teaching time?



■ \$20 and un... 
 ■ \$21.00-\$35... 
 ■ \$36.00-50... 
 ■ \$51.00-\$75... 
 ■ \$76.00-\$10... 
 ■ more than ...

what is the least you have charged per hour of teaching time?							
	\$20 AND UNDER	\$21.00-\$35.00	\$36.00-50.00	\$51.00-\$75.00	\$76.00-\$100.00	MORE THAN \$100	TOTAL
Q4: Theatre	26.67%	40.00%	26.67%	0.00%	0.00%	6.67%	100.00%
	4	6	4	0	0	1	15
what is the most you have charged per hour of teaching time?							
	\$20 AND UNDER	\$21.00-\$35.00	\$36.00-50.00	\$51.00-\$75.00	\$76.00-\$100.00	MORE THAN \$100	TOTAL
Q4: Theatre	0.00%	0.00%	13.33%	33.33%	20.00%	33.33%	100.00%
	0	0	2	5	3	5	15
what is the average you have charged per hour of teaching time?							
	\$20 AND UNDER	\$21.00-\$35.00	\$36.00-50.00	\$51.00-\$75.00	\$76.00-\$100.00	MORE THAN \$100	TOTAL
Q4: Theatre	0.00%	0.00%	35.71%	35.71%	14.29%	14.29%	93.33%
	0	0	5	5	2	2	14

Q22 You are invited to share why you charged significantly less or more for a particular gig.

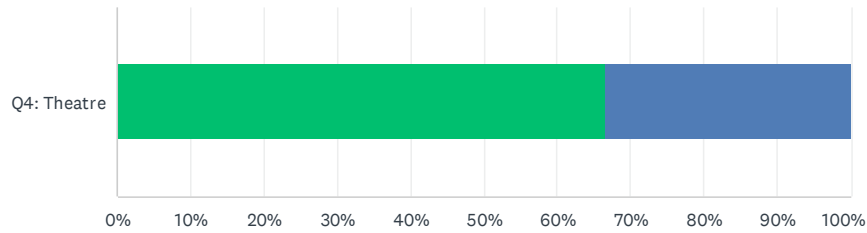
Answered: 6 Skipped: 9

	YOU ARE INVITED TO SHARE WHY YOU CHARGED SIGNIFICANTLY LESS OR MORE FOR A PARTICULAR GIG.	TOTAL
Q4: Theatre	100.00%	100.00%
	6	6
Total Respondents	6	6

#	Q4: THEATRE	DATE
1	rate are basis on the residency	8/20/2022 10:51 AM
2	My rates are usually set by the organization hiring me.	8/16/2022 11:30 AM
3	My job don't have benefits and is better for me to have money in my pocket .	7/29/2022 11:24 AM
4	Charged more for drive time if drive is over 75 minutes	7/29/2022 6:44 AM
5	I was working in the organization's budget	7/28/2022 7:28 AM
6	If the organization has less money I am mindful of that. Since I am often dealing with elementary age and Teens I feel it is my way of giving to those who do not have the means to have such experiences.	7/27/2022 8:04 PM

### Q23 Did you teach any extended programs of more than 10 days in the last two years?

Answered: 15 Skipped: 0

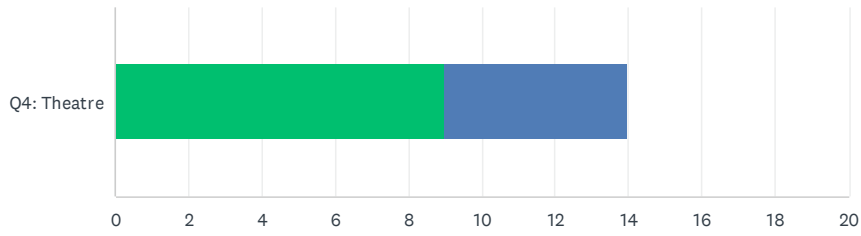


Yes
  No

	YES	NO	TOTAL
Q4: Theatre	66.67% 10	33.33% 5	100.00% 15
Total Respondents	10	5	15

### Q24 When conducting a very extended program of more than ten days, did you teach (check all that apply):

Answered: 9 Skipped: 6



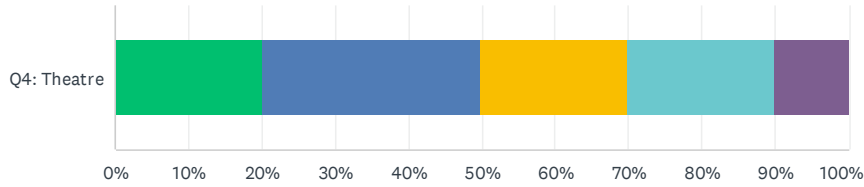
■ in-person? ■ virtually?

	IN-PERSON?	VIRTUALLY?	TOTAL
Q4: Theatre	100.00% 9	55.56% 5	155.56% 14
Total Respondents	9	5	9

### Q25 When conducting a very extended program of more than 10 days, up to a few hours per session:

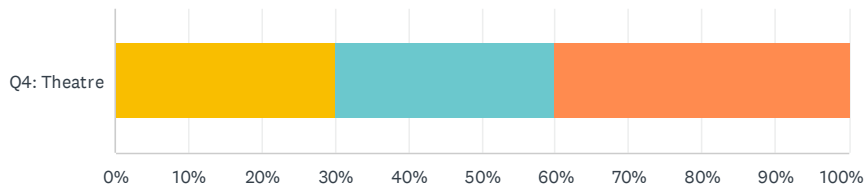
Answered: 10 Skipped: 5

what is the least you have charged per hour of teaching time?



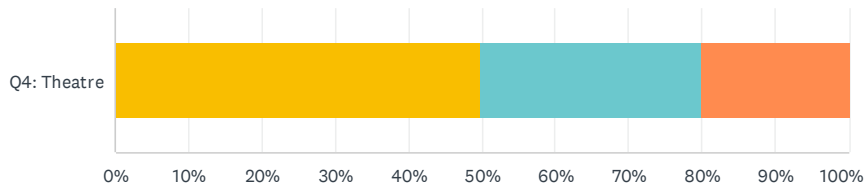
■ \$20 and un... 
 ■ \$21.00-\$35... 
 ■ \$36.00-50... 
 ■ \$51.00-\$75... 
 ■ \$76.00-\$100... 
 ■ more than ...

what is the most you have charged per hour of teaching time?



■ \$20 and un... 
 ■ \$21.00-\$35... 
 ■ \$36.00-50... 
 ■ \$51.00-\$75... 
 ■ \$76.00-\$100... 
 ■ more than ...

what is the average you have charged per hour of teaching time?



■ \$20 and un... 
 ■ \$21.00-\$35... 
 ■ \$36.00-50... 
 ■ \$51.00-\$75... 
 ■ \$76.00-\$100... 
 ■ more than ...

what is the least you have charged per hour of teaching time?							
	\$20 AND UNDER	\$21.00-\$35.00	\$36.00-50.00	\$51.00-\$75.00	\$76.00-\$100.00	MORE THAN \$100	TOTAL
Q4: Theatre	20.00%	30.00%	20.00%	20.00%	0.00%	10.00%	100.00%
	2	3	2	2	0	1	10
what is the most you have charged per hour of teaching time?							
	\$20 AND UNDER	\$21.00-\$35.00	\$36.00-50.00	\$51.00-\$75.00	\$76.00-\$100.00	MORE THAN \$100	TOTAL
Q4: Theatre	0.00%	0.00%	30.00%	30.00%	40.00%	0.00%	100.00%
	0	0	3	3	4	0	10
what is the average you have charged per hour of teaching time?							
	\$20 AND UNDER	\$21.00-\$35.00	\$36.00-50.00	\$51.00-\$75.00	\$76.00-\$100.00	MORE THAN \$100	TOTAL
Q4: Theatre	0.00%	0.00%	50.00%	30.00%	20.00%	0.00%	100.00%
	0	0	5	3	2	0	10



Q26 You are invited to share why you charged significantly less or more for a particular gig.

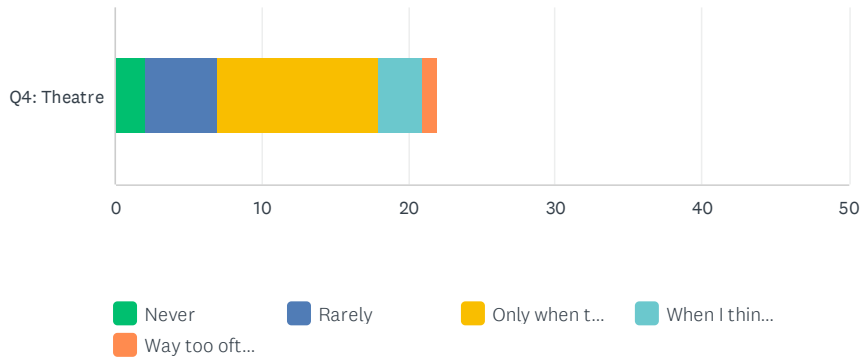
Answered: 4 Skipped: 11

	YOU ARE INVITED TO SHARE WHY YOU CHARGED SIGNIFICANTLY LESS OR MORE FOR A PARTICULAR GIG.	TOTAL
Q4: Theatre	100.00%	100.00%
	4	4
Total Respondents	4	4

#	Q4: THEATRE	DATE
1	base on the project and hours	8/20/2022 10:52 AM
2	My rates are set by the organization hiring me.	8/16/2022 11:30 AM
3	It was the school who did.	7/29/2022 11:26 AM
4	If I was working through an organization I accepted a lesser amount. They were doing the organizational work Angstadt have overhead.	7/27/2022 8:08 PM

### Q27 I have taught programs for free (check all that apply)

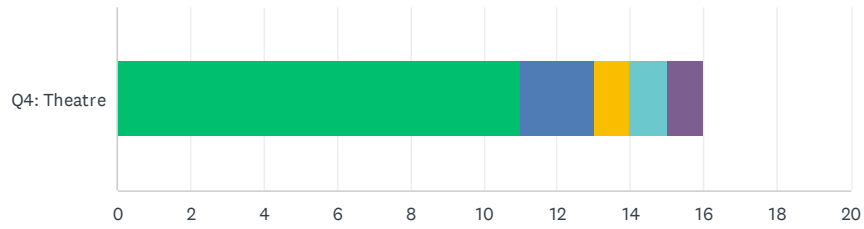
Answered: 15 Skipped: 0



	NEVER	RARELY	ONLY WHEN THE MISSION OF THE ORGANIZATION IS SOMETHING I REALLY BELIEVE IN AND THEY DON'T HAVE MONEY TO HIRE ME.	WHEN I THINK IT MIGHT LEAD TO PAYING WORK LATER.	WAY TOO OFTEN.	TOTAL
Q4: Theatre	13.33% 2	33.33% 5	73.33% 11	20.00% 3	6.67% 1	146.67% 22
Total Respondents	2	5	11	3	1	15

### Q28 I identify as:

Answered: 15 Skipped: 0



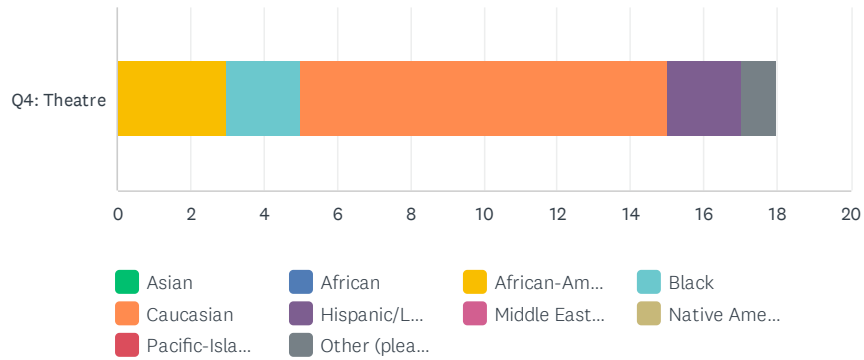
■ Female    
 ■ Male    
 ■ Non-binary...    
 ■ Gender non...  
■ Transgender    
 ■ Other (plea...

	FEMALE	MALE	NON-BINARY/GENDERQUEER	GENDER NON-CONFORMING	TRANSGENDER	OTHER (PLEASE SPECIFY)	TOTAL
Q4: Theatre	73.33% 11	13.33% 2	6.67% 1	6.67% 1	0.00% 0	6.67% 1	106.67% 16
Total Respondents	11	2	1	1	0	1	15

#	Q4: THEATRE	DATE
1	70 plus theater artist.	7/27/2022 8:09 PM

### Q29 I identify as:

Answered: 15 Skipped: 0



	ASIAN	AFRICAN	AFRICAN-AMERICAN	BLACK	CAUCASIAN	HISPANIC/LATINX	MIDDLE EASTERN	NATIVE AMERICAN	PACIFIC-ISLANDER	OTHER (PLEASE SPECIFY)	TOTAL
Q4: Theatre	0.00%	0.00%	20.00%	13.33%	66.67%	13.33%	0.00%	0.00%	0.00%	6.67%	120
	0	0	3	2	10	2	0	0	0	1	
Total Respondents	0	0	3	2	10	2	0	0	0	1	

#	Q4: THEATRE	DATE
1	Eastern European	8/8/2022 9:12 AM